

Finest White for a Smarter Sight

Our relentless focus is on product quality, customer satisfaction and on being a resilient performer despite the constantly evolving challenges of the cement sector.



For any technical product queries please either call, email or contact us we will be happy to help.

Customer Helpline No. 1800 102 5097

JK LAKSHMI CEMENT LTD.


Corporate Office: Nehru House, 4, Bahadur Shah Zafar Marg, New Delhi - 110002
Works: Jaykappuram, Distt. Sirohi - 307001 (Rajasthan)
www.jklakshmicement.com

[facebook.com/JKLakshmiCementLtd](https://www.facebook.com/JKLakshmiCementLtd)

twitter.com/JKLOfficial

[instagram.com/jklakshmicementofficial](https://www.instagram.com/jklakshmicementofficial)

[linkedin.com/company/jk-lakshmi-cement-ltd/](https://www.linkedin.com/company/jk-lakshmi-cement-ltd/)



JK LAKSHMI SMART WHITE CEMENT

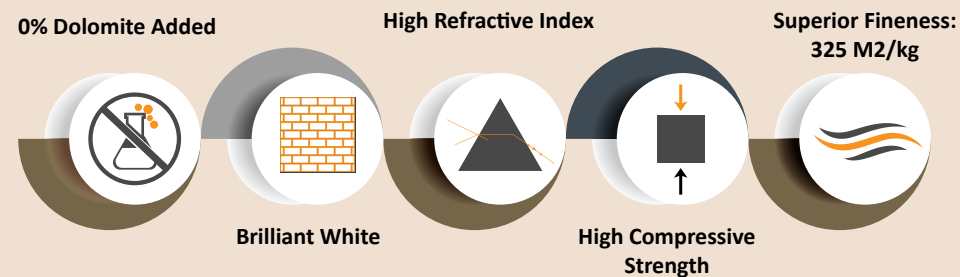
With the changing technology and improvement in structures, people aspire for all-round support for buildings and look for aesthetics along with strength.

Keeping this in mind JK Lakshmi Cement Limited now introduces JK Lakshmi Smart White Cement. It is a White Portland Cement made with advanced technology to offer excellent fineness and superior whiteness and surpass IS8042:2015 requirements.


JK Lakshmi Smart white cement can be used on internal and external surfaces making it a preferred product for architects, engineers, masons, as well as painters.

Through the continuous development in the R&D centres and the state-of-the-art technology of the manufacturing unit, JK Organisation came up with a creative horizon for the building and construction industry that gives excellent finish for interior and exterior ceilings, walls, mosaic tiles, terrazzo flooring and decorative paints.

FEATURES




BENEFITS



APPLICATION

Floors:



Terrazzo Flooring



Mosaic Tiles



Under Bed of Marbles

Walls:



Exposed Aggregate



Sand Face Spray Plaster



White Cement Wash

Architectural Uses:



Concrete Elements



Decorative Elements



Facade Designing

STEPS TO USE JK LAKSHMI SMART WHITE CEMENT

Step 1: Wear safety gloves before starting the process.

Step 2: Take a clean container and add 2 portion size of JK Lakshmi Smart White Cement and 1 portion size of water. (Portion size must remain same for both cement and water.)

Step 3: Mix properly with a mechanical or manual stirrer till the time a soft clay type texture appears (ensure no lump formation is present).

Step 4: Clean the surface properly where JK Lakshmi Smart White Cement must be applied.

Step 5: Apply the mixture.

(Please note: Cement-Water ration mentioned in step 2 is a standard mix ratio, change in ratios can occur depending upon the type of application).