

OUR OTHER RANGE OF PRODUCTS



Customer Care Cell:

To offer better services and guidance to our customers, we have a dedicated Customer Care Service Cell. The Cell is equipped with the latest knowhow and our civil engineers bring in their expertise regarding Gypsum Plaster and offer perfect solutions.

Customer Helpline: 1800 102 5097 | Vaani 2.0 (Virtual Assistant):  8448454964

www.jklakshmicement.com  facebook.com/JKLakshmiCementLtd  instagram.com/jklakshmicementofficial

Head Office: Nehru House, 4th Floor, Bahadurshah Zafar Marg, New Delhi - 110002.

Mobile: +91 9311118032, +91 9022966774

JK LAKSHMI
GYPSUM PLASTER

ROYALE

REAL WHITE. ROYAL WHITE.



JK LAKSHMI GYPSUM PLASTER ROYALE

A HIGH PERFORMANCE SPECIAL PRODUCT FOR HOUSE OWNERS, BUILDERS & ARCHITECTS

JK LAKSHMI GYPSUM PLASTER ROYALE is developed by our research team using very high class Gypsum selected from best quality mines. It is the purest Plaster of Paris having more than 90% purity and hence Ultra Royal whiteness. Suitable for all normal purposes, to be used on any background or decoration such as brick, solid or hollow blocks, AAC blocks, concrete surface

and plasterboard. It can be used for new surface as well as old repaired patches. It has a very high impact strength.

JK LAKSHMI GYPSUM PLASTER ROYALE consists of Gypsum hemihydrate, formulated with special additives to control working & setting characteristics. It is over and above BIS norms.











PRODUCT ATTRIBUTES

- Brilliant white 90% purity
- Smooth & matt finish
- Direct & easy application
- Light weight
- Excellent strength after drying
- Good fire resistant
- Good thermal resistant

- Better compressive strength than ordinary Gypsum plaster even near to cement sand plaster
- It can be used on bricks, AAC blocks or concrete block walls

BENEFITS

- | | | | |
|---|---|--|---|
|  Whitest available Gypsum Plaster in country |  Direct application on all type of walls |  Smooth & matt finish |  Strength at par cement sand plaster |
|  Light weight |  Water curing is not required |  Economical |  Great bonding |

USAGE INSTRUCTIONS & SURFACE PREPARATION WORKING PRECAUTIONS

- Normal surface should be given sufficient time to mature before applying the plaster.
- Mature wall will require 'wetting' before punning.
- Before punning on surface, ensure that any mould/shuttering oil or other agents are removed.
- Contamination from previous mixes can reduce the setting time and strength of the plaster when set.
- Surface should be firm, dry, clean & free from dust.
- The hole and cracks on the surface should be repaired in advance.
- Clean water should be applied 10 minutes before plaster application to control the suction.
- Use the mixture within 15 minutes to get best results.
- Use 15 to 17 litre cool & clean water for mixing 25kg Royale bag and in similar ratio for 40kg bag.
- Tools to be used in mixing must be clean.
- Hand mixing can be carried out in a clean tray, bucket, or tasla.

INSTRUCTION FOR PREPARING THE PASTE

- Extract JK LAKSHMI GYPSUM PLASTER ROYALE powder in a dry vessel.
- Pour water and stir the mixture for 2-3 minutes for proper mixing.
- Gradually blend the mixture until JK LAKSHMI GYPSUM PLASTER ROYALE powder mixes slowly in water.
- Leave the mixture for 5 minutes. The paste is now ready to use.
- Apply JK LAKSHMI GYPSUM PLASTER ROYALE to solid surface with firm pressure.
- As the plaster stiffens, carry out further flattening. When the plaster is sufficiently firm, scour the surface with sponge float & water as required.
- Now trowel the surface progressively to get smooth matt finish.
- Painting work should be started only after surface becomes completely dry.
- During the application, care should be taken to ensure that rapid loss of water is avoided. If water is dried off too rapidly, the strength of the plaster will be impaired.
- Finish surface should be protected from continuous exposure to moisture.

