



JK LAKSHMI
CEMENT LTD. ™

Presentation to Investors
February'2025



JK Organisation



JK Organisation - Vision and Values



Vision

- **Dynamic & Successful Business Organisation**
- **A Socially-Valued Enterprise**
- **Business Integrity**

Core Values

- **Caring for People**
- **Integrity including Intellectual Honesty, Openness, Fairness & Trust**
- **Commitment to Excellence**



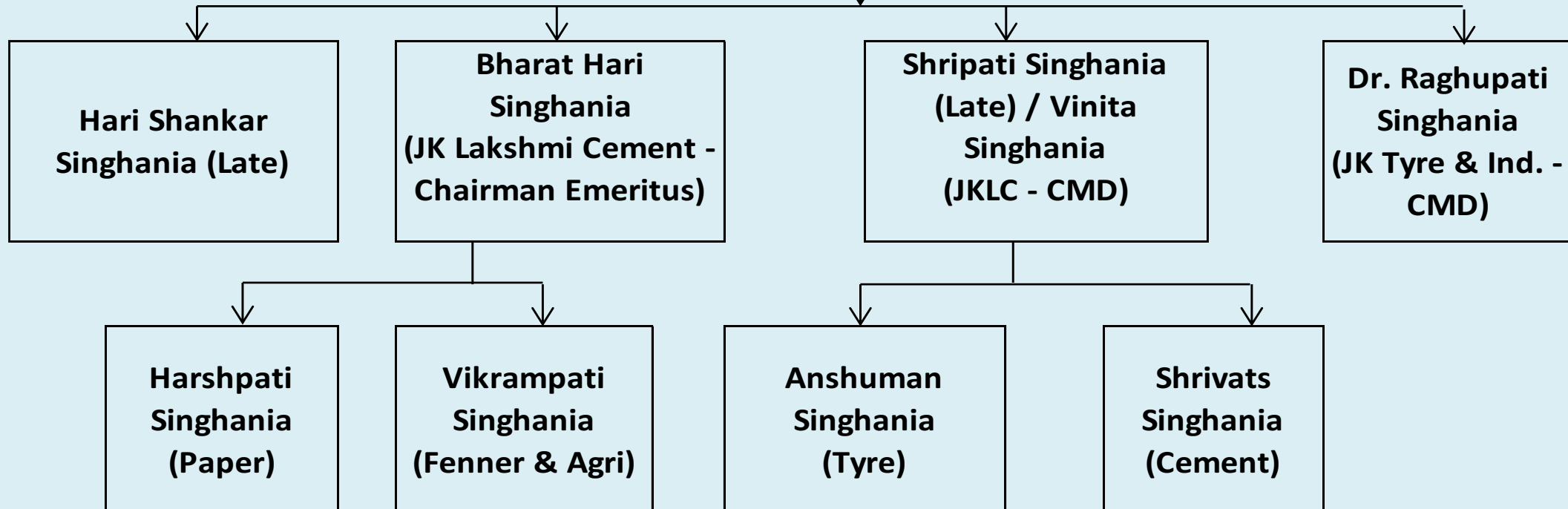
JK Organisation



JK Organisation – Eastern Zone



**Lakshmi Pat
Singhania (Late)**



Prominent Businesses of JK Eastern Zone Group

Paper



Rs. Cr.	
Revenue	6659

Cement



Rs. Cr.	
Revenue	6788

Tyre



Rs. Cr.	
Revenue	15002

J.K. ORGANISATION

USD 4 Billion

30 manufacturing plants

Present in over 100 countries

More than 40,000 employment

V-Belts- Oil Seals & Power Transmission Systems



Rs. Cr.	
Revenue	1356

Unlisted Co.

Agri Genetics



Rs. Cr.	
Revenue	148

Dairy Products



Rs. Cr.	
Revenue	286

Education



Defence Electronics



Hospital & Health services



Clinical Research



Revenue is for FY 2023-24

JK Organisation - Eastern Zone Companies.



JK LAKSHMI
CEMENT LTD.



Index

CONTENTS

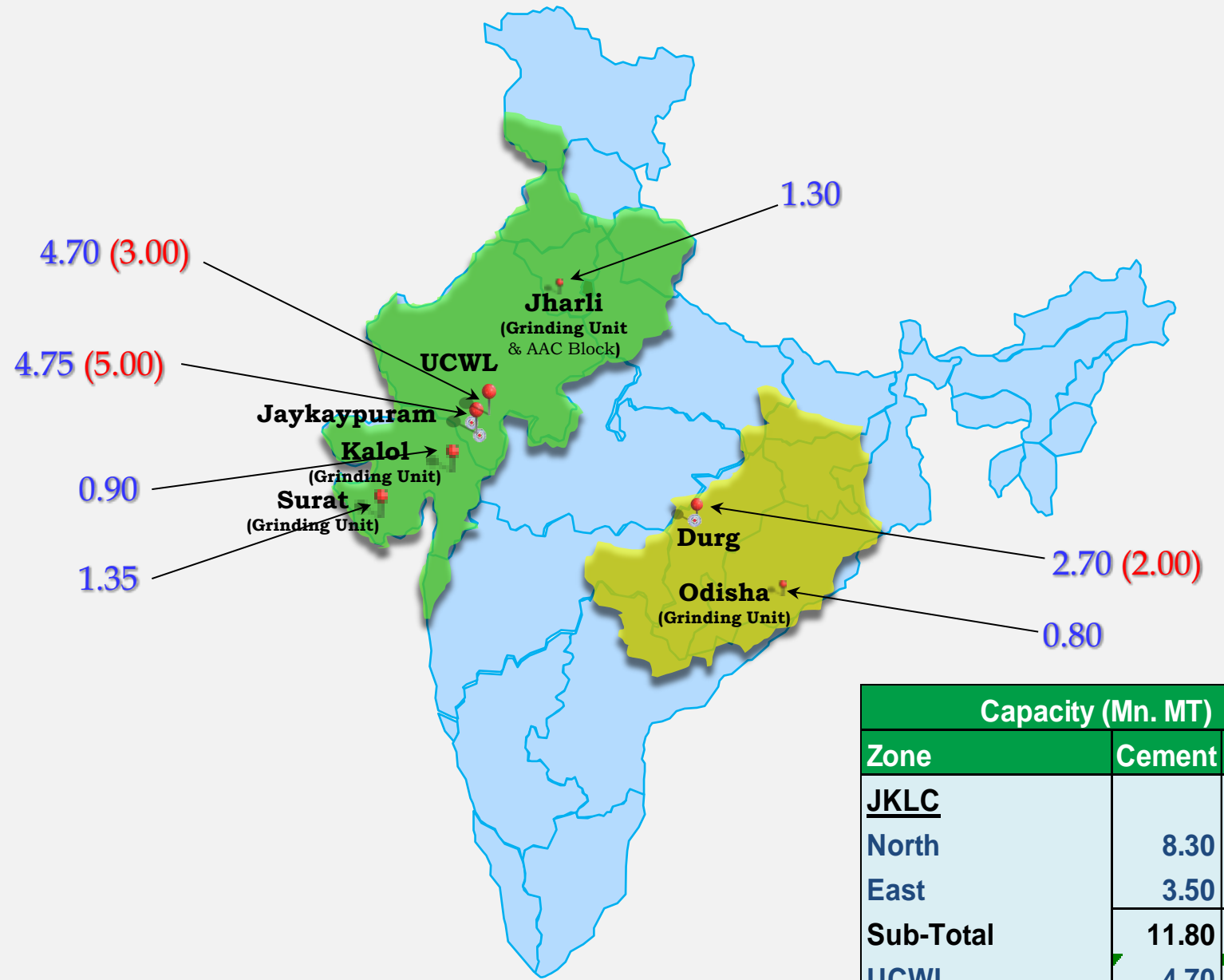
PAGE NO.

1	J K Lakshmi Cement (JKLC) Overview	9 - 12
2	Macro Indicators	13- 14
3	Indian Cement Sector	15 - 23
4	JKLC - ESG Initiatives	24 - 27
5	JKLC- Operational and Financial Performance- Q3FY25	28 - 62
6	JKLC- CSR	63 - 74
7	Way Forward	75 - 77

JK Lakshmi Cement Overview



JKLC & UCWL Plants - Cement / Clinker - Mn MT



Capacity (Mn. MT)		
Zone	Cement	Clinker
JKLC		
North	8.30	5.00
East	3.50	2.00
Sub-Total	11.80	7.00
UCWL	4.70	3.00
Total	16.50	10.00

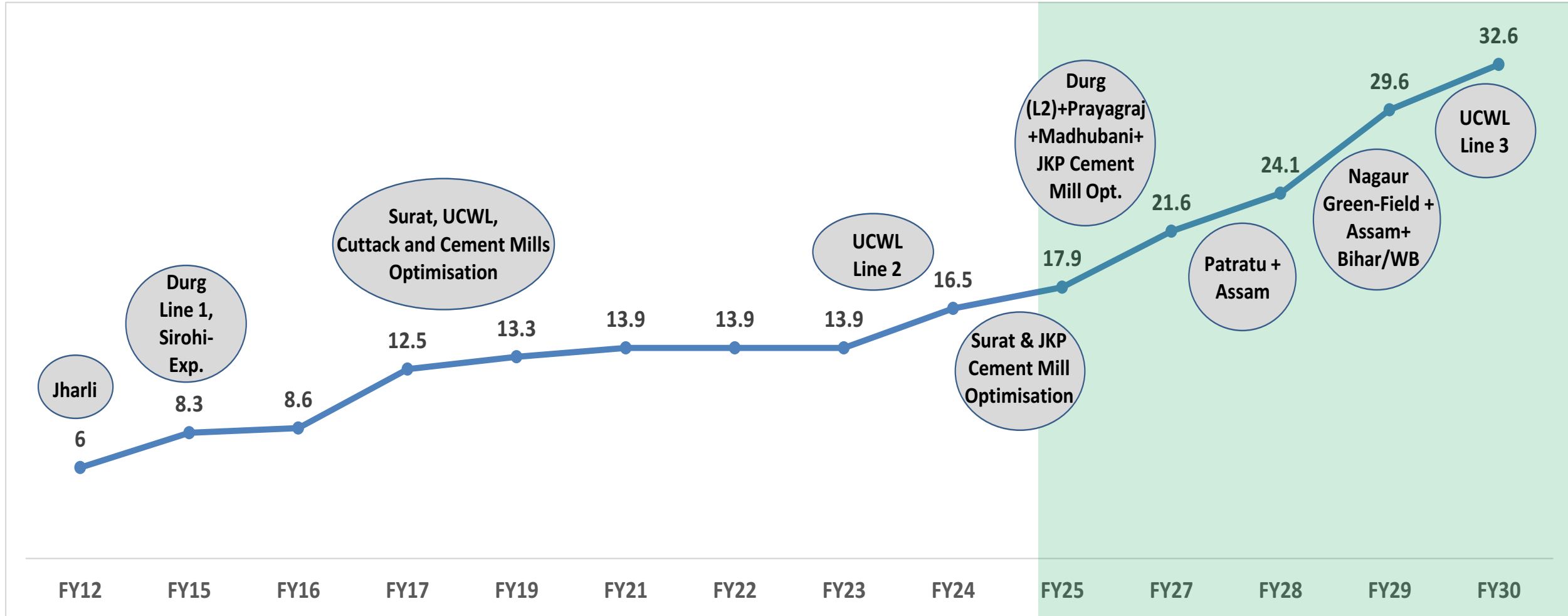
J K Lakshmi Cement & Udaipur Cement Works - Product Portfolio



Journey So Far & Expansion Plans JKLC & UCWL (Subsidiary)

Timelines to reach 30 Million Tonnes by 2030

Capacity in Million MTPA



Macro- Indicators



Macro Indicators - Indian Economy

Indian Economy - Not with standing global headwinds, among
The fastest growing economy in the world

1

Despite a broader slowdown, the Indian economy is expected to continue to grow above 6% level and remain among the fastest growing economies of the world

2

Government's increasing capital spending, particularly on infrastructure, to boost growth and competitiveness.

3

Robust growth in the infrastructure segment and revival of real estate.

4

Fiscal deficit falling from 9.2 percent in FY21 to 5.6 percent in FY24

5

Public debt has fallen from over 87 percent of GDP in F20/21 to around 83 percent in FY23

6

The persisting headwinds - rising borrowing costs, tightening financial conditions and ongoing inflationary pressures - are expected to weigh on India's growth

GDP %age

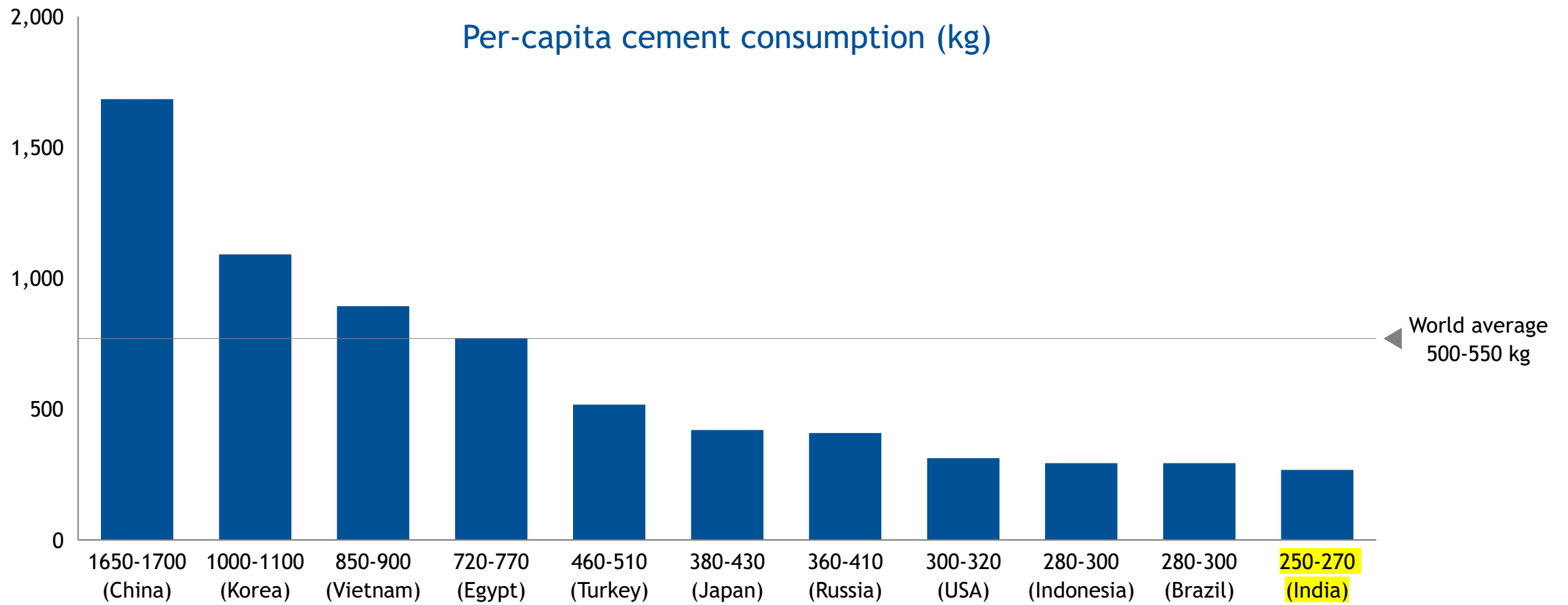
(Real GDP, annual percent change)

CY	Est.		
	2023	2024	2025
World Output	3.2	3.2	3.2
Advanced Economies	1.6	1.7	1.8
United States	2.5	2.7	1.9
Euro Area	0.4	0.8	1.5
• Germany	-0.3	0.2	1.3
• France	0.9	0.7	1.4
• Italy	0.9	0.7	0.7
• Spain	2.5	1.9	2.1
Japan	1.9	0.9	1.0
United Kingdom	0.1	0.5	1.5
Canada	1.1	1.2	2.3
Other Advanced Economies	1.8	2.0	2.4
Emerging Market and Developing Economies	4.3	4.2	
Emerging and Developing Asia	5.6	5.2	4.9
• China	5.2	4.6	4.1
• India	7.8	6.8	6.5
Emerging and Developing Europe	3.2	3.1	2.8
• Russia	3.6	3.2	1.8
Latin America and the Caribbean	2.3	2.0	2.5
• Brazil	2.9	2.2	2.1
• Mexico	3.2	2.4	1.4
Middle East and Central Asia	2.0	2.8	4.2
• Saudi Arabia	-0.8	2.6	6.0
Sub-Saharan Africa	3.4	3.8	4.0
• Nigeria	2.9	3.3	3.0
• South Africa	0.6	0.9	1.2
Emerging Market and Middle-income Economies	4.4	4.1	4.1
Low Income Developing Countries	4.0	4.7	5.2

Indian Cement Sector



Indian Cement Industry- Under penetrated market



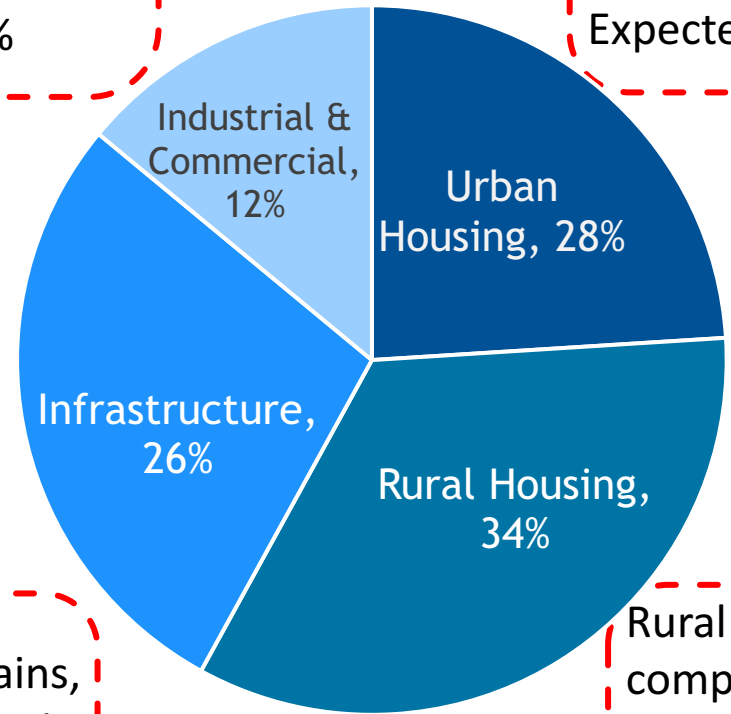
Data Source - Research reports



Infra and Housing to spur demand in FY2024-2030 followed by Industrial & Commercial Segments

Commercial and Industrial demand likely to pick-up amid capex push by large players, PLI scheme, overall economic recovery.
Expected to grow ~ 6%

Nuclear families : Key driver to urban housing requirement.
Focus on urban low-cost housing in coming years.
Expected to grow ~ 7%

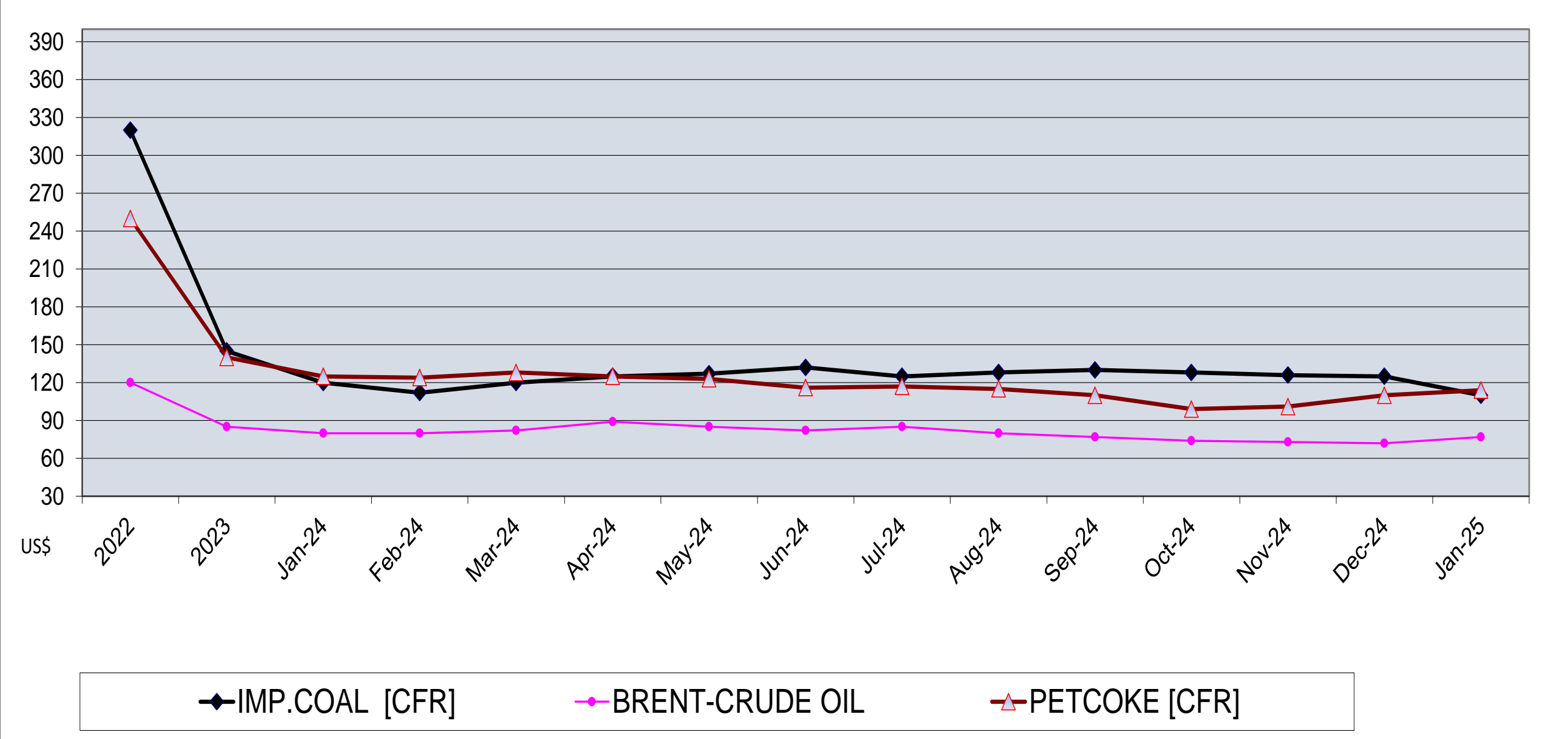


High focus on bullet trains, expressways, rail networks and metro projects.
Expected to grow ~ 8%

Rural low-cost housing nears completion.
Likely to grow at a marginally slower rate in the medium term.
Growth projections at ~5%

*Based on analyst reports, industry estimates

Cost Trend of Imported Coal, Crude Oil and Pet Coke



Cost Trend of Imported Coal, Crude Oil and Pet Coke

COST TREND OF IMP.COAL,CRUDE OIL & RIL PETCOKE			
YEAR	IMP.COAL [CFR]	BRENT-CRUDE OIL	PETCOKE [CFR]
2022	320	120	250
2023	145	85	140
Jan-24	120	80	125
Feb-24	112	80	124
Mar-24	120	82	128
Apr-24	125	89	125
May-24	127	85	123
Jun-24	132	82	116
Jul-24	125	85	117
Aug-24	128	80	115
Sep-24	130	77	110
Oct-24	128	74	99
Nov-24	126	73	101
Dec-24	125	72	110
Jan-25	110	77	114

Cement Demand Supply Capability & Gap (All India)

Qty. Mn.Tons

Sl. No.	Particulars	Actual	Projections		
			FY 24	FY 25	FY 26
1	Installed Capacity	631	674	721	769
2	Additions During the Year	43	43	52	43
3	Demand Growth %	9.0%	4.7%	8.0%	7.5%
4	Domestic Demand	427	447	483	519
5	Exports	6	7	7	8
6	Total Dispatch	433	454	490	527
7	Surplus Capacity on Installed Capacity	198	220	231	242
8	Capacity Utilisation (CU) %	69%	67%	68%	69%
9	Surplus Capacity (%) on Installed Capacity	31%	33%	32%	31%

*Based on sectoral reports, industry estimates

Cement Demand Supply Gap (North Zone)^

Qty. Mn.Tons

Sl.no	Particulars	Actuals	Projections		
		2023 - 24	2024 - 25	2025 - 26	2026 - 27
1	Installed Capacity	127	135	139	147
2	Capacity Additions during the yr.	15	2	6	10
3	Cement Production	92	97	102	110
4	Demand Growth	5%	4%	7%	7%
5	Domestic Demand	76	78	84	90
6	Net Exports to Other Zones	16	19	18	20
7	Capacity Utilisation	73%	72%	73%	75%

*Based on sectoral reports, industry estimates

^North Zone- J&K, Punjab, Haryana, Himachal, Delhi, Uttarakhand and Rajasthan

Cement Demand Supply Gap (West Zone)^

Qty. Mn.Tons

Sl.no	Particulars	Actual	Projections		
		2023 - 24	2024 - 25	2025 - 26	2026 - 27
1	Effective Capacity	92	93	100	108
2	Capacity Additions during the yr.	2	1	13	2
3	Cement Production	53	53.5	57	61
4	Demand Growth %	9%	4%	8%	7%
5	Domestic Demand	77	80	87	93
6	Net Imports from Other Zones	24	27	30	32
7	Capacity Utilisation	58%	57%	57%	57%

*Based on sectoral reports, industry estimates

^West Zone- Gujarat & Maharashtra

Cement Demand Supply Gap (East Zone)^

Qty. Mn.Tons

Sl.no	Particulars	Actual	Projections		
		2023 - 24	2024 - 25	2025 - 26	2026 - 27
1	Installed Capacity	130	143	156	170
2	Capacity Additions during the yr.	14	12	14	15
3	Cement Production	92	100	109	118
4	Demand Growth %	12%	7%	10%	8%
5	Domestic Demand	110	117	129	139
6	Net Imports from Other Zones	18	17	20	21
7	Capacity Utilisation	71%	70%	70%	69%

*Based on sectoral reports, industry estimates

^East Zone- WB, Bihar, Jharkhand, Odisha, North East and Chhattisgarh

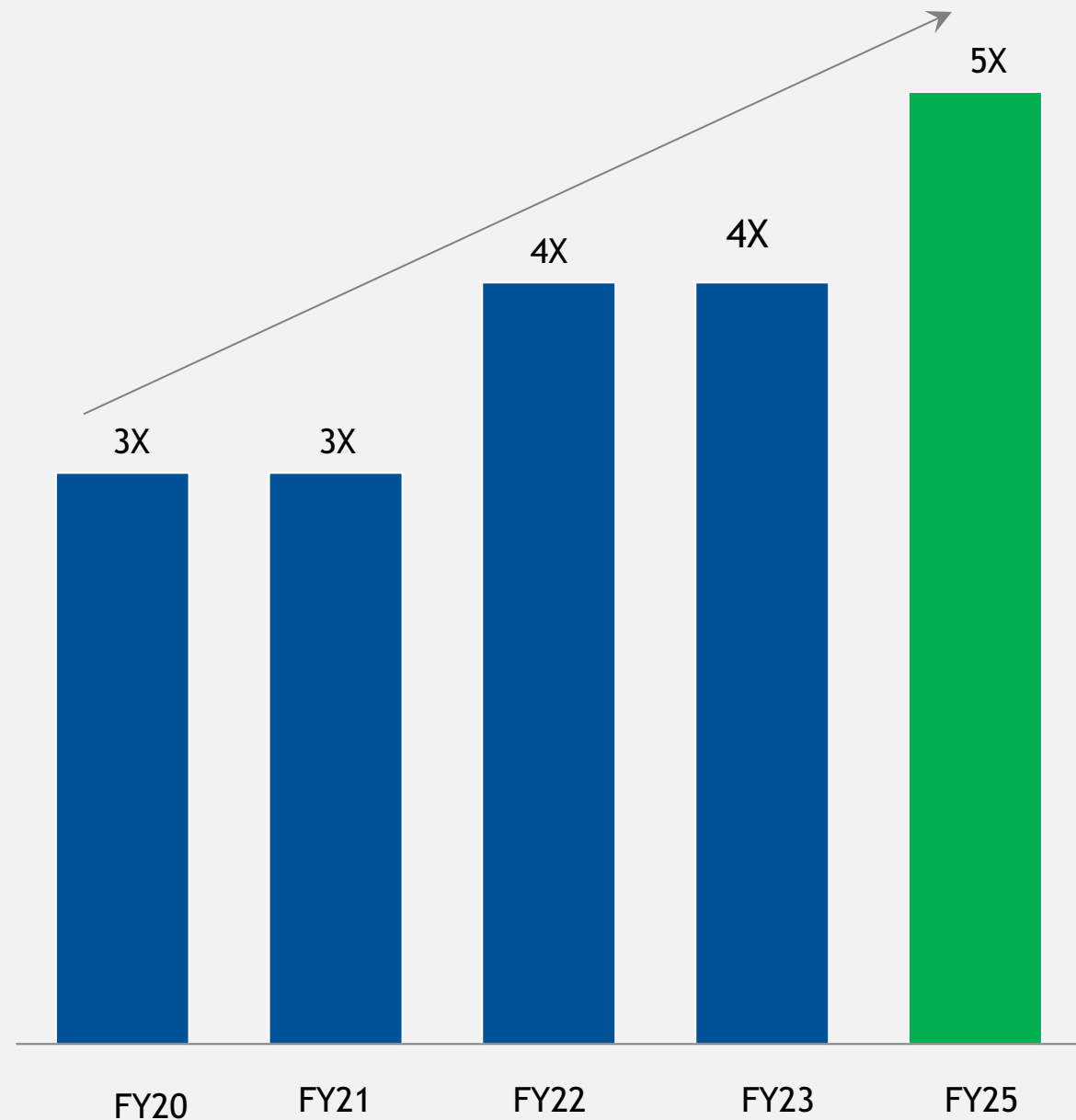
ESG Initiatives





Water Positivity Index

Target of becoming 5 times water positive by FY25

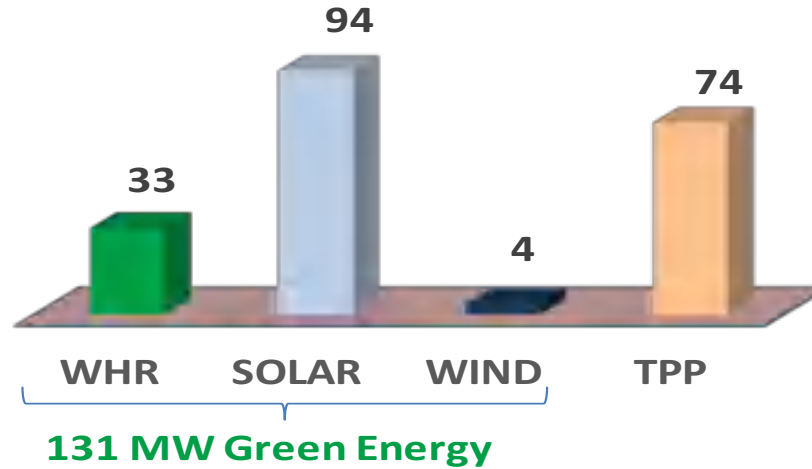


Green Power




Share of Renewable Energy in Total Installed Captive Power Capacity (MW) at JK Lakshmi Cement and UCWL

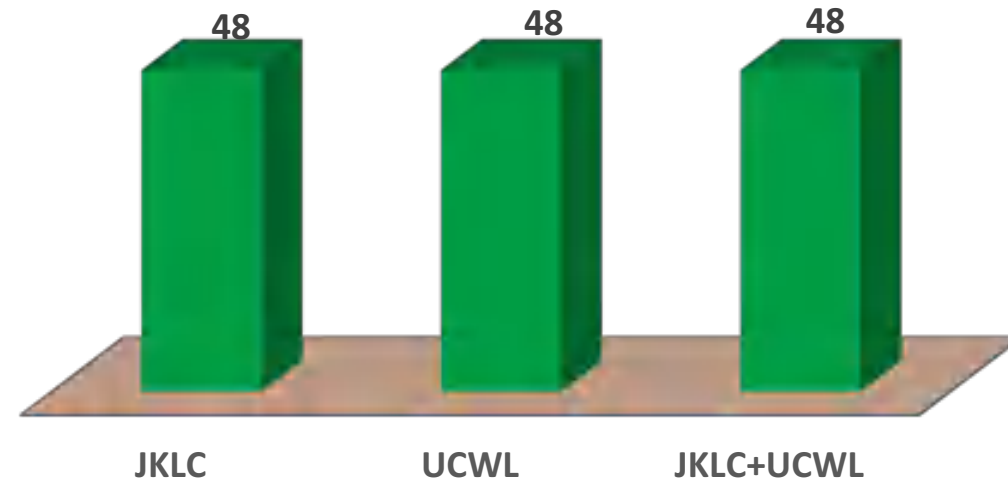
JKLC - Captive Power (205 MW)



UCWL - Captive Power (28 MW)



Share of Green Energy in Total Power Requirement (%) *



* For Nine Months period Apr'24-Dec'24


Increasing Thermal Substitution Rate



In FY24, JKLC has achieved a TSR% of 7%



To enhance the TSR%, we have ordered pre & co processing facilities



TSR% to be increased to 20% at JKLC FY 30





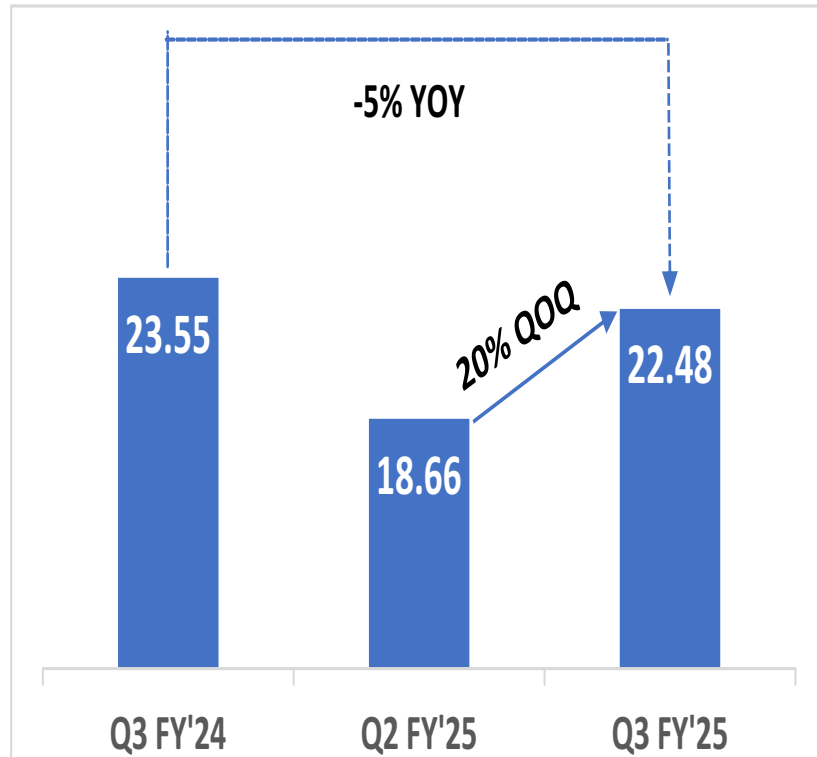
J K Lakshmi Cement: Operational & Financial Performance Q3FY25



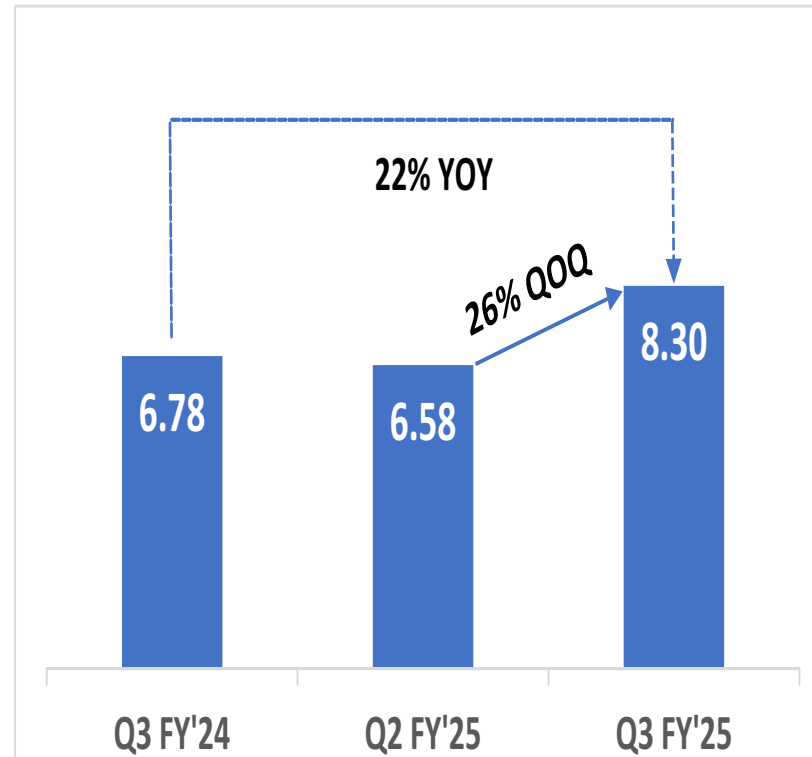
Volume Growth (Sales) - Quarterly

Lakh Tons

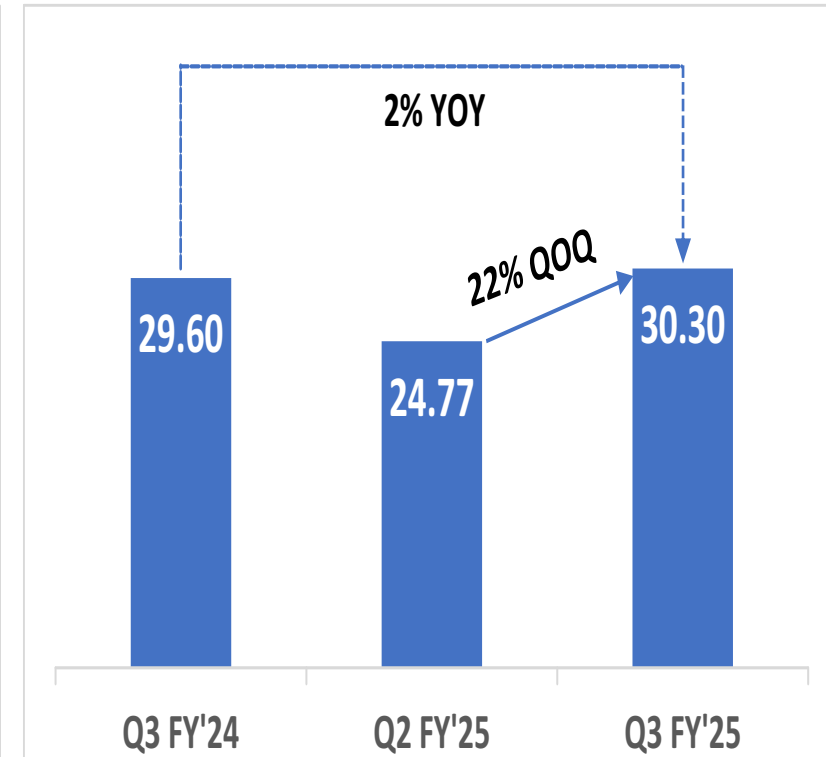
JKLC



UCWL



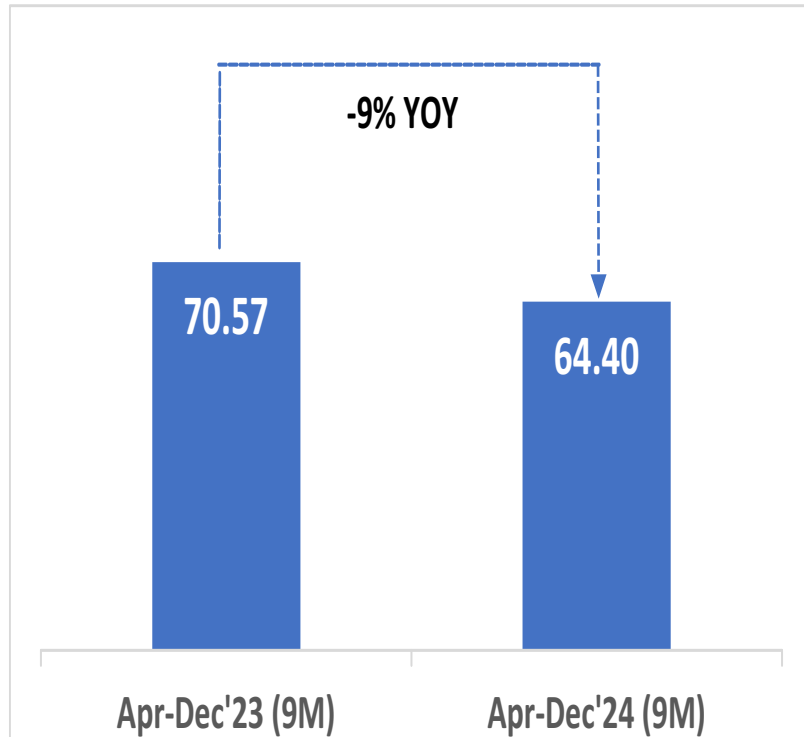
Consolidated



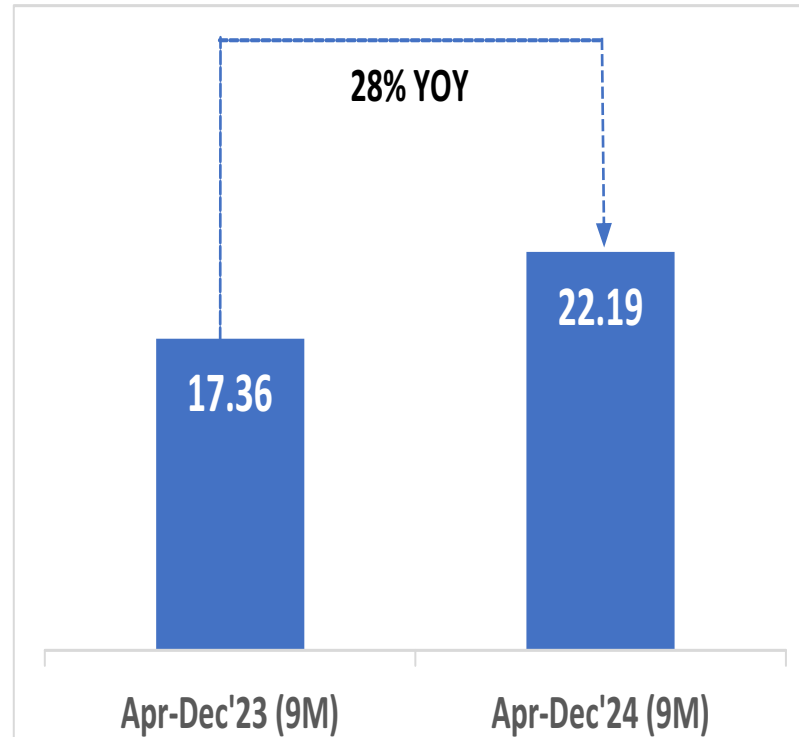
Volume Growth (Sales) – (Nine Months ended 31.12.2024)

Lakh Tons

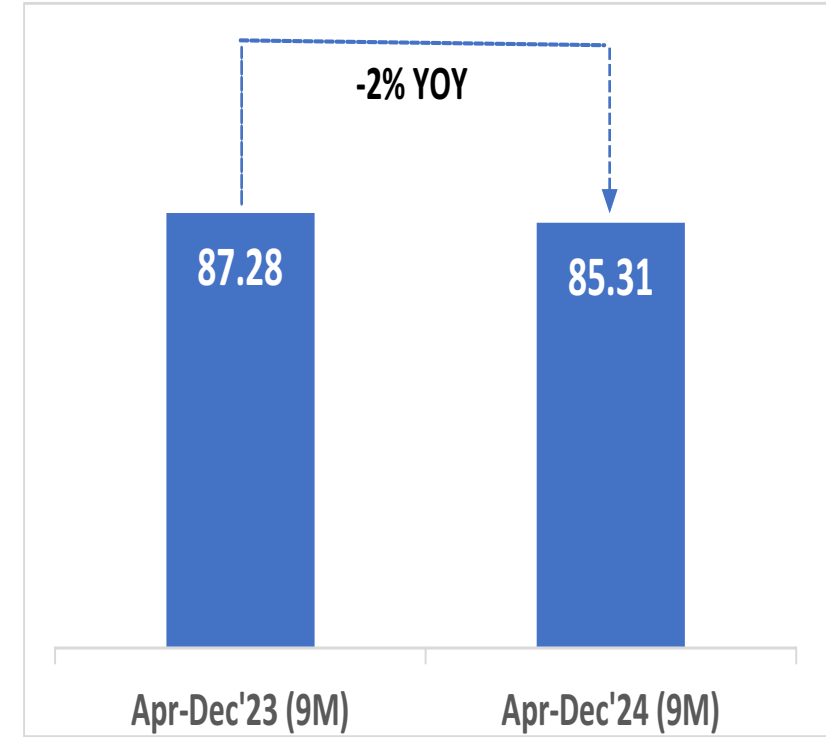
JKLC



UCWL



Consolidated



Capacity Utilisation

Particulars	Apr.20 - Mar.21 (12M)	Apr.21 - Mar.22 (12M)	Apr.22 - Mar.23 (12M)	Apr.23 - Mar.24 (12M)	Apr.24 - Dec.24 (9M)
All India	57%	64%	67%	69%	66%
North + Gujarat Zone	52%	63%	66%	66%	67%
JK Lakshmi Cement - North/West	77%	86%	86%	85%	76%
East Zone	48%	67%	71%	71%	76%
JK Lakshmi Cement - East	78%	72%	81%	90%	82%
JK Lakshmi Cement -Overall	78%	82%	85%	86%	78%

Region-wise Cement Sales – North/West (JKLC)

Regions	2020-21 (12M)	2021-22 (12M)	2022-23 (12M)	2023-24 (12M)	2024-25 (9M)
	% sales	% sales	% sales	% sales	% sales
Gujarat/Maharashtra	37	39	46	51	51
Rajasthan / MP	38	40	35	33	33
North	25	21	19	16	16

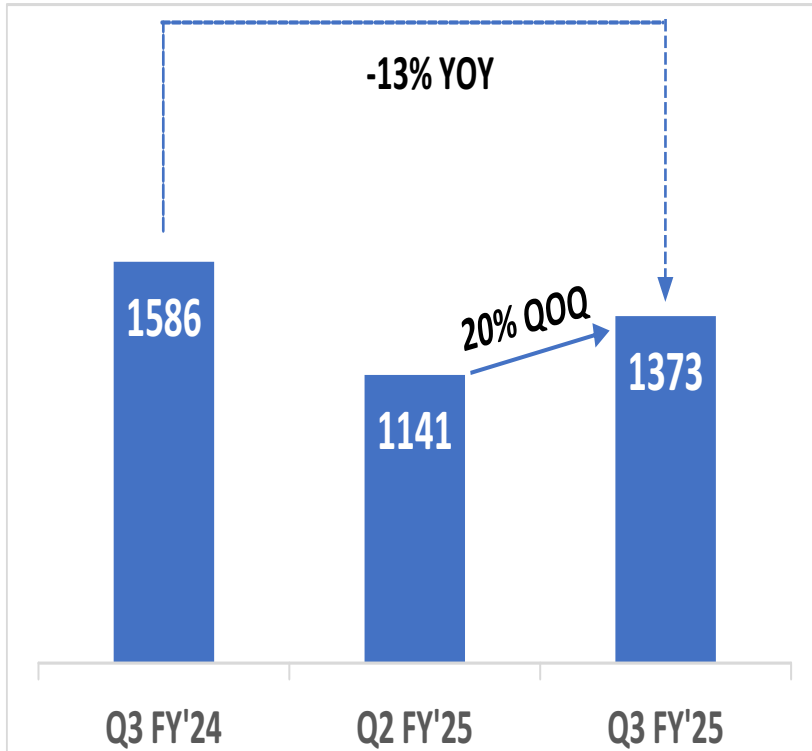


Region-wise Cement Sales – East (JKLC)

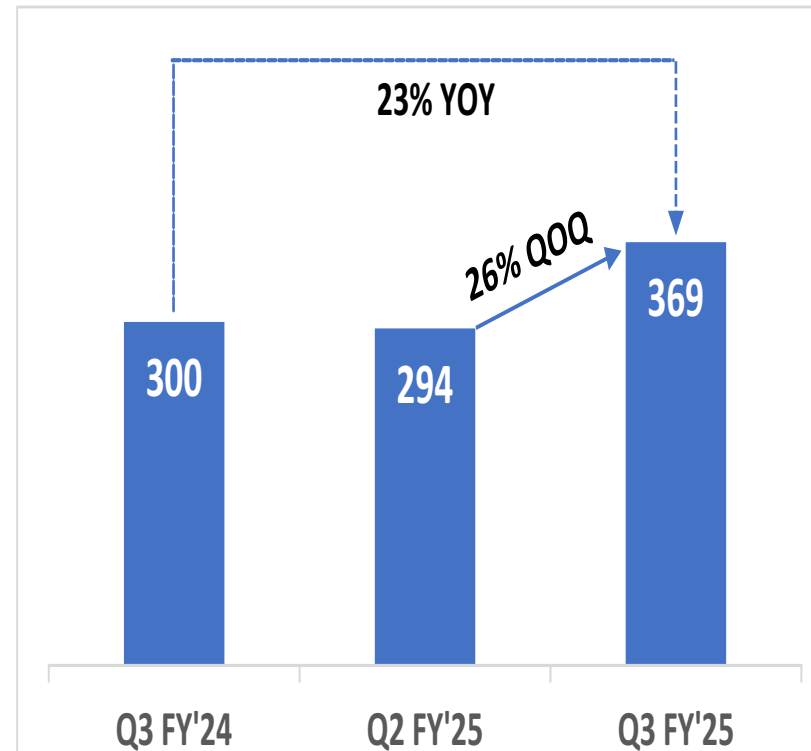
Regions	2020-21 (12M)	2021-22 (12M)	2022-23 (12M)	2023-24 (12M)	2024-25 (9M)
	% sales	% sales	% sales	% sales	% sales
Chhattisgarh	42	41	41	40	45
Odisha	25	26	25	26	25
Madhya Pradesh	13	15	14	10	10
Maharashtra	9	10	8	8	8
Others	11	8	12	16	12



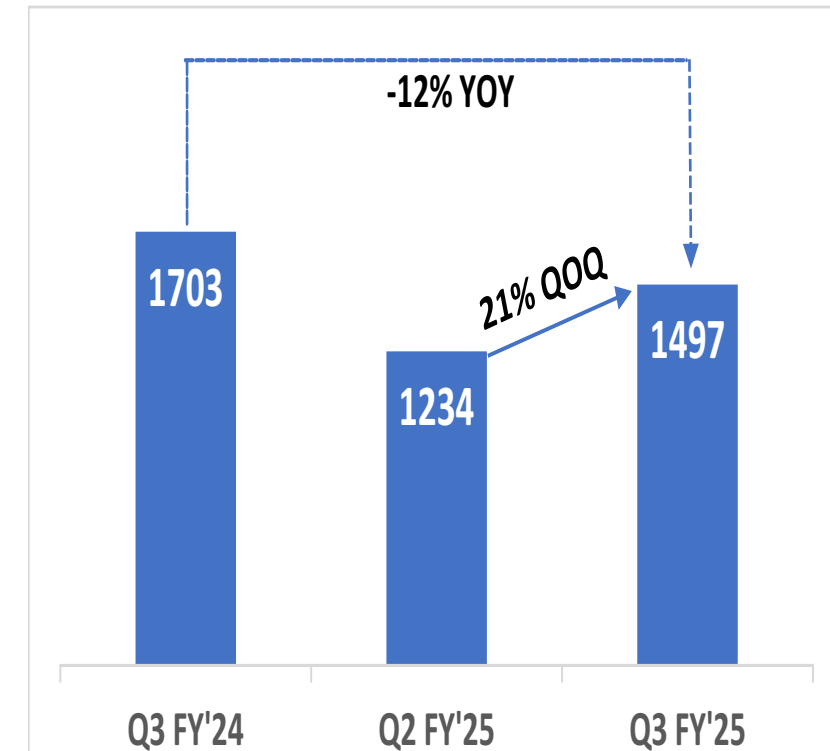
JKLC



UCWL



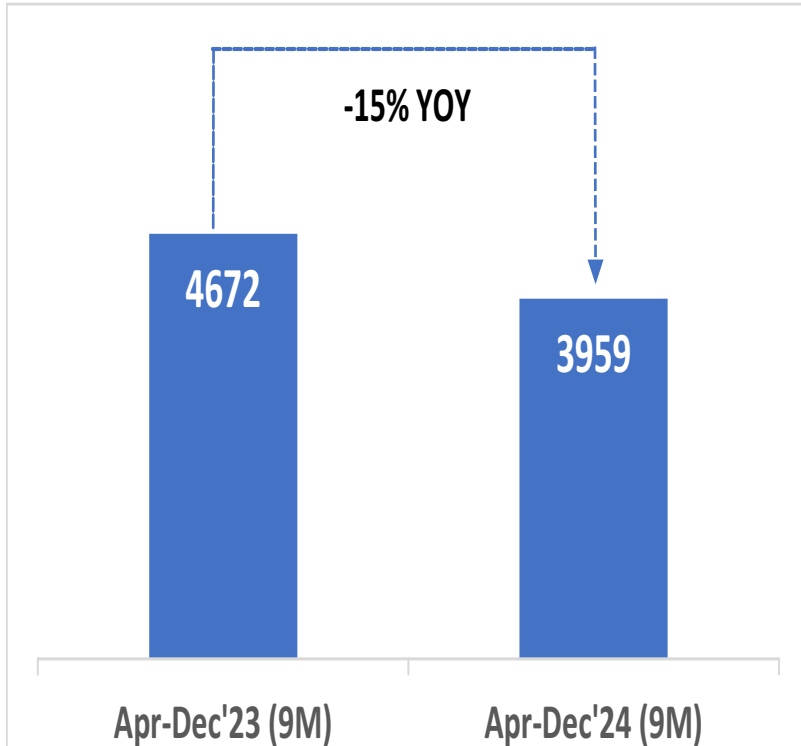
Consolidated



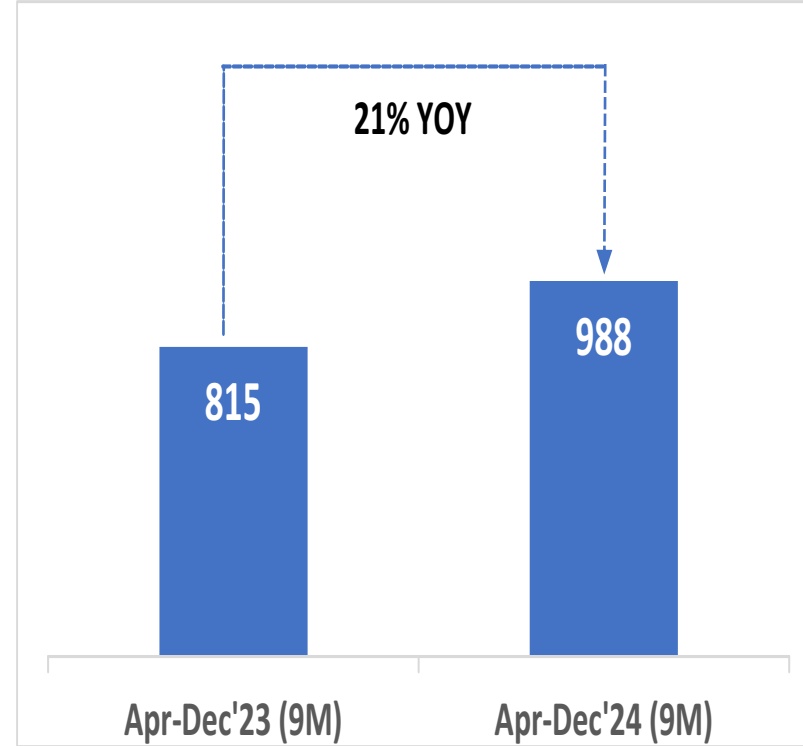
Revenue Growth – (Nine Months ended 31.12.2024)

₹ in Crore

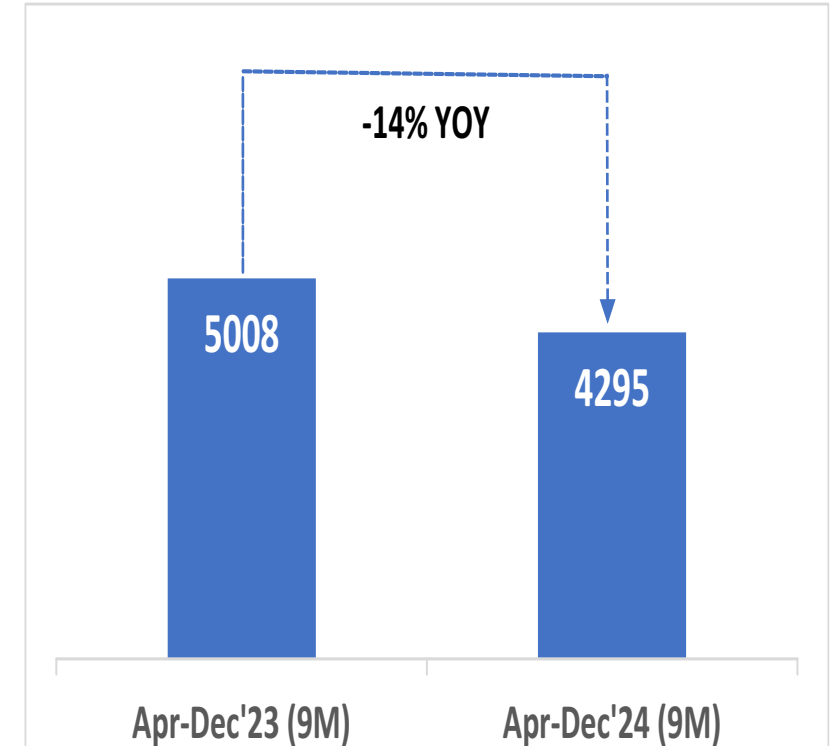
JKLC



UCWL

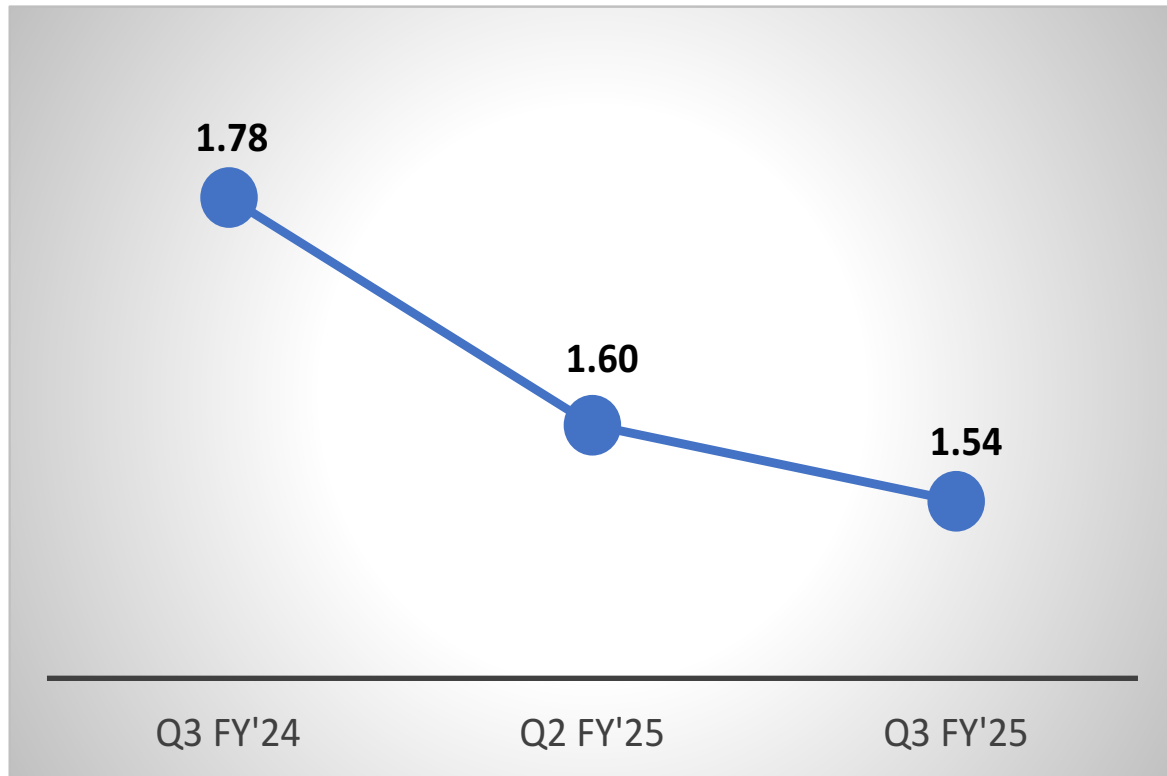


Consolidated

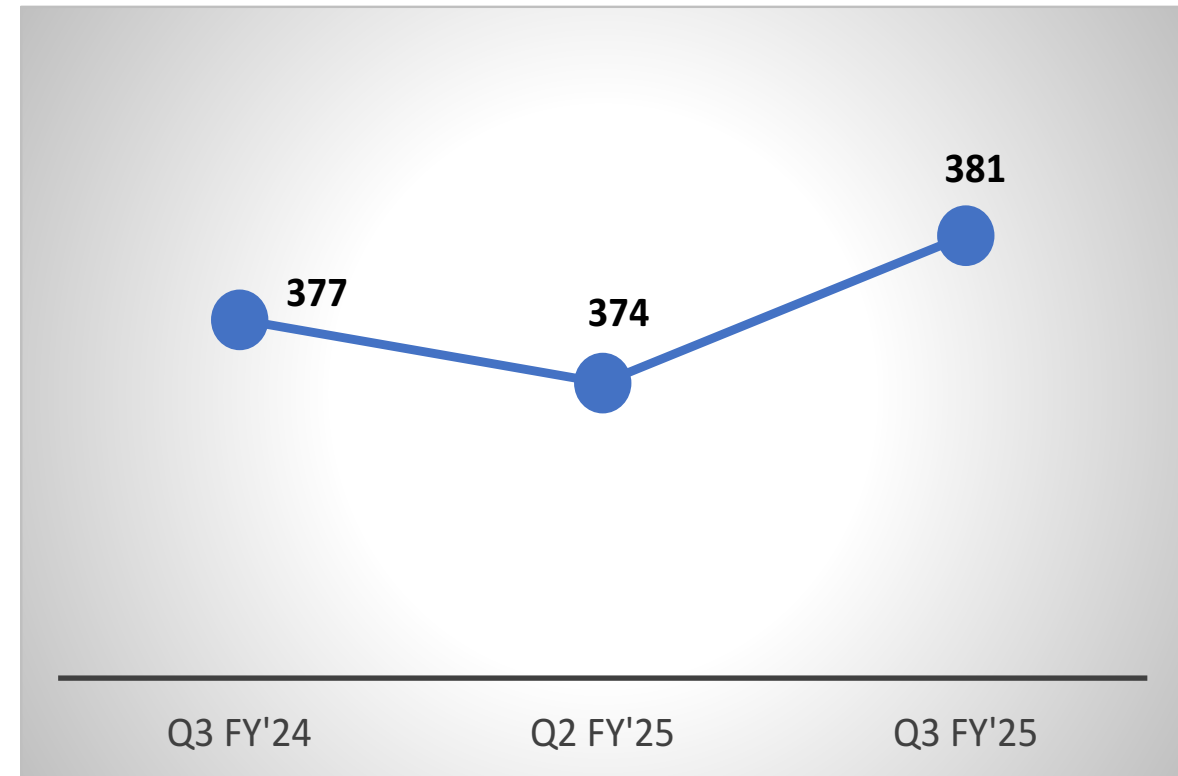


Fuel Cost and Lead Distance - JKLC

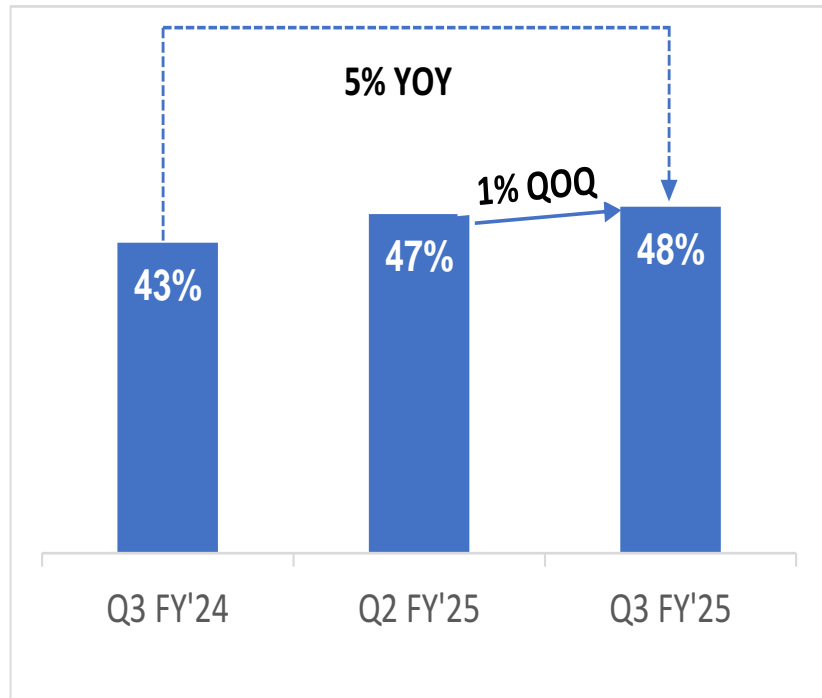
Fuel Cost ₹ / K.Cal.



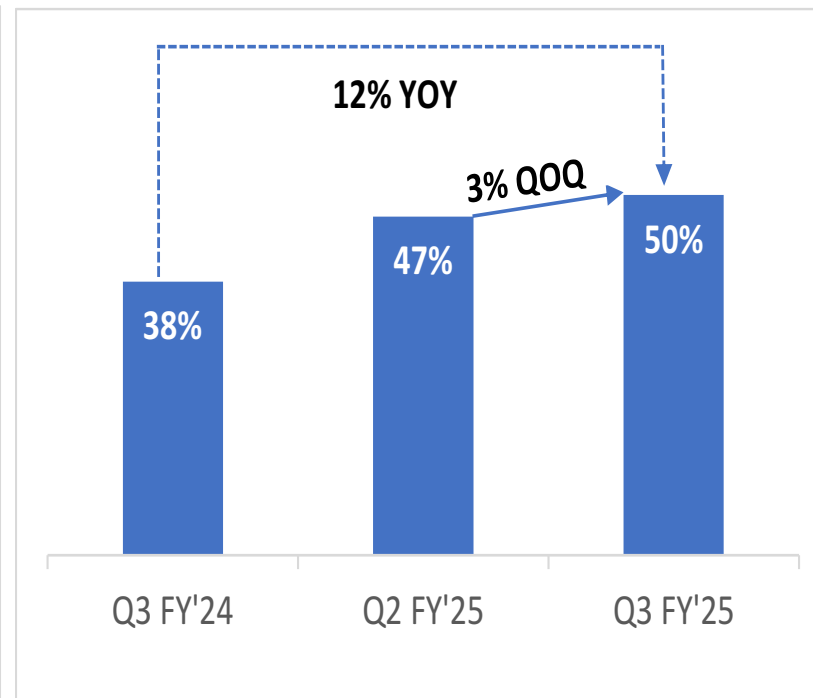
Lead Distance (Kms.)



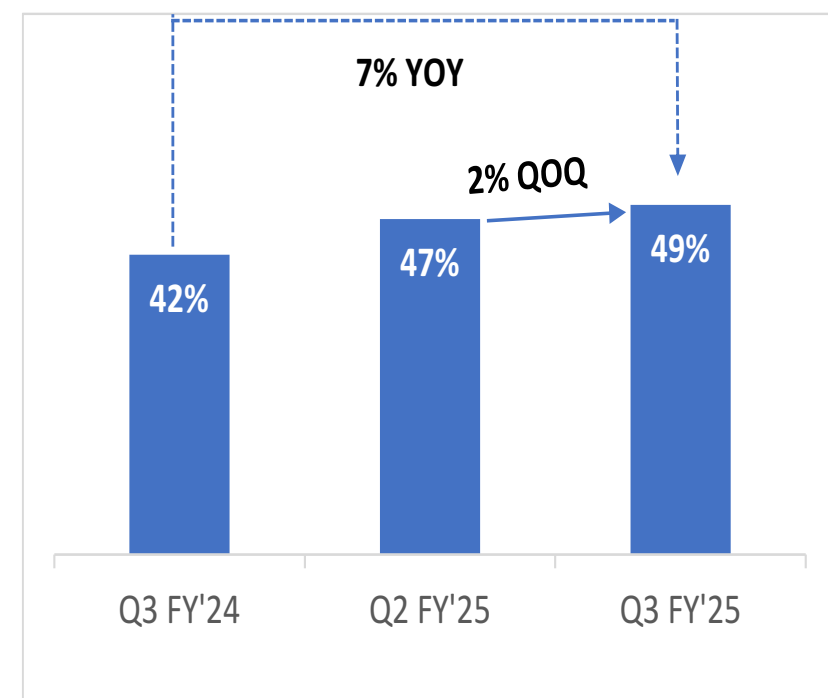
JKLC



UCWL

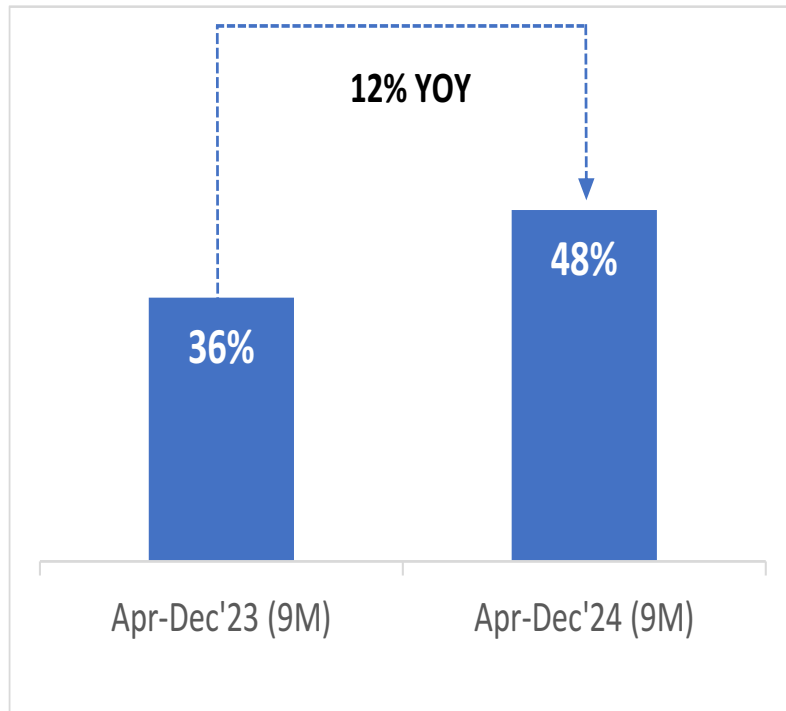


Consolidated

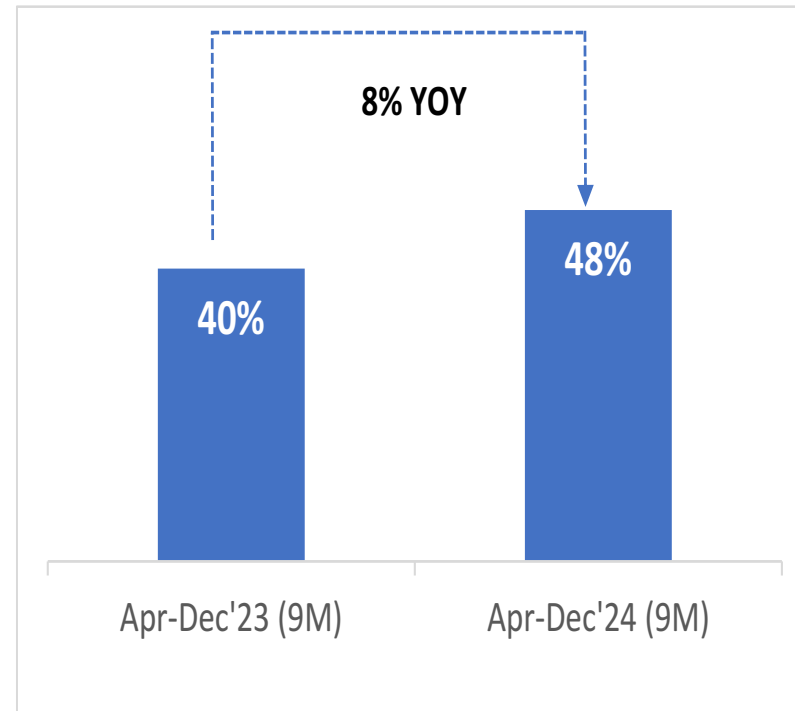


Renewable Energy – (Nine Months ended 31.12.2024)

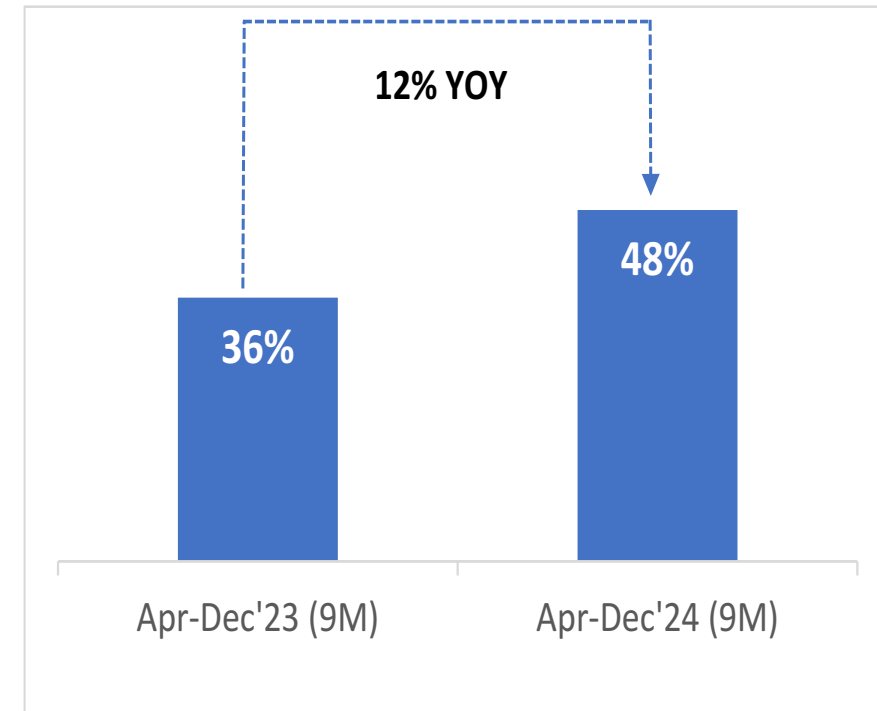
JKLC



UCWL

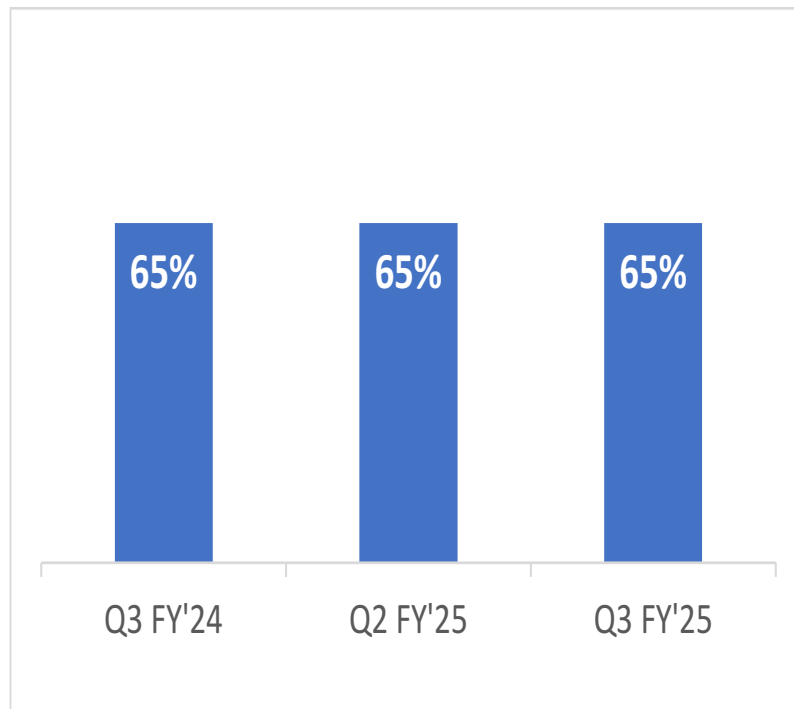


Consolidated

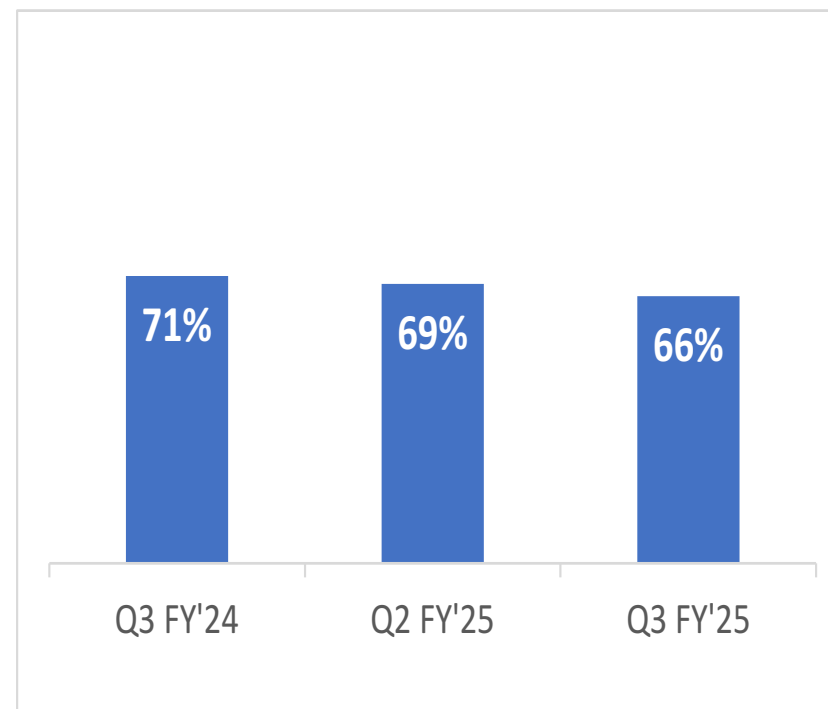


Blended Cement - Quarterly

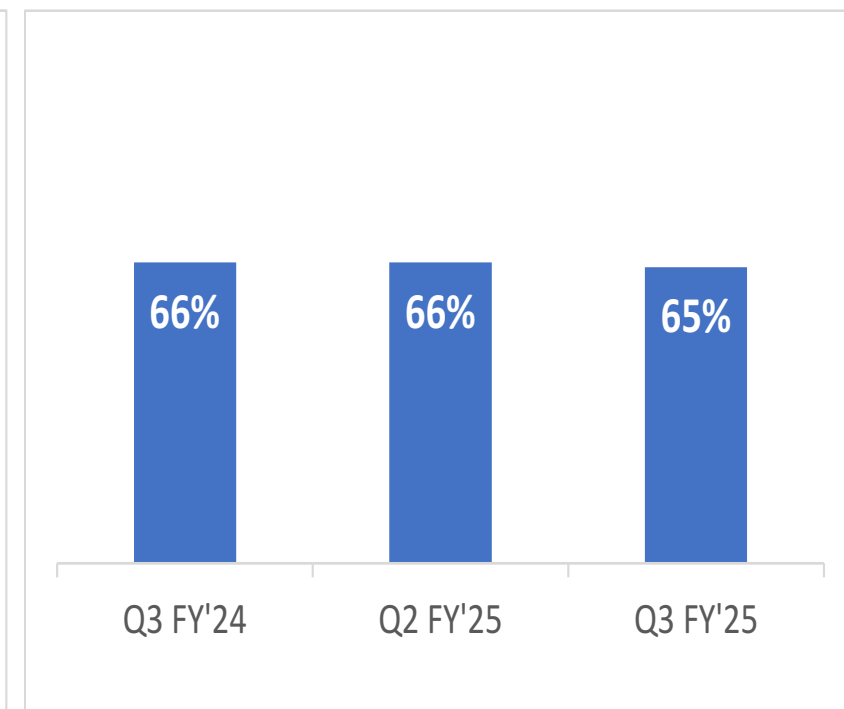
JKLC



UCWL

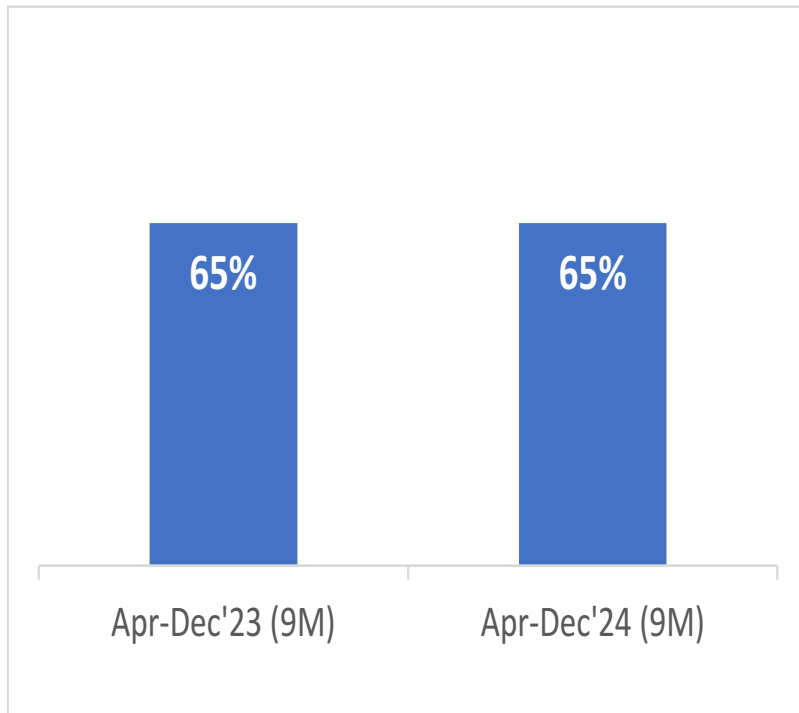


Consolidated

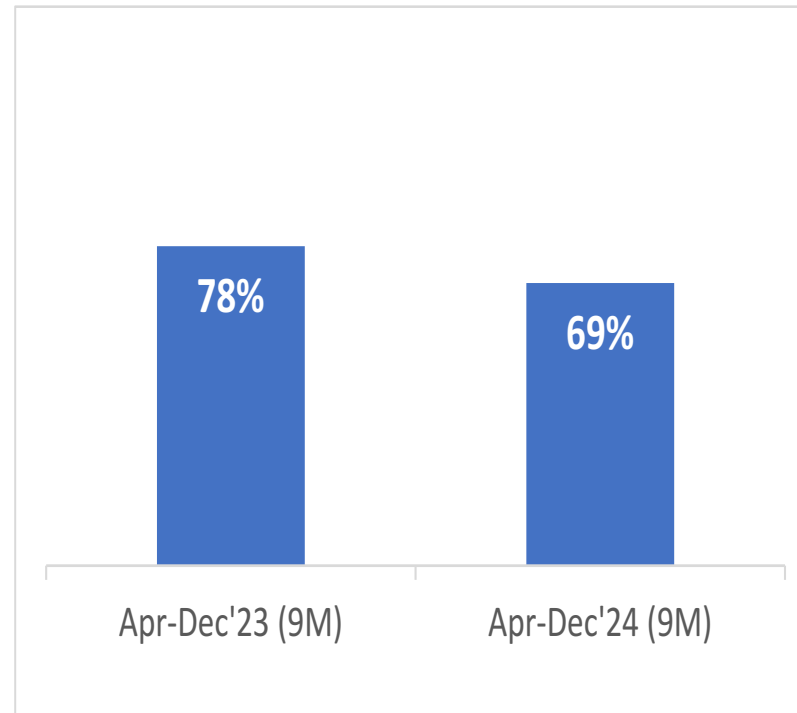


Blended Cement – (Nine Months ended 31.12.2024)

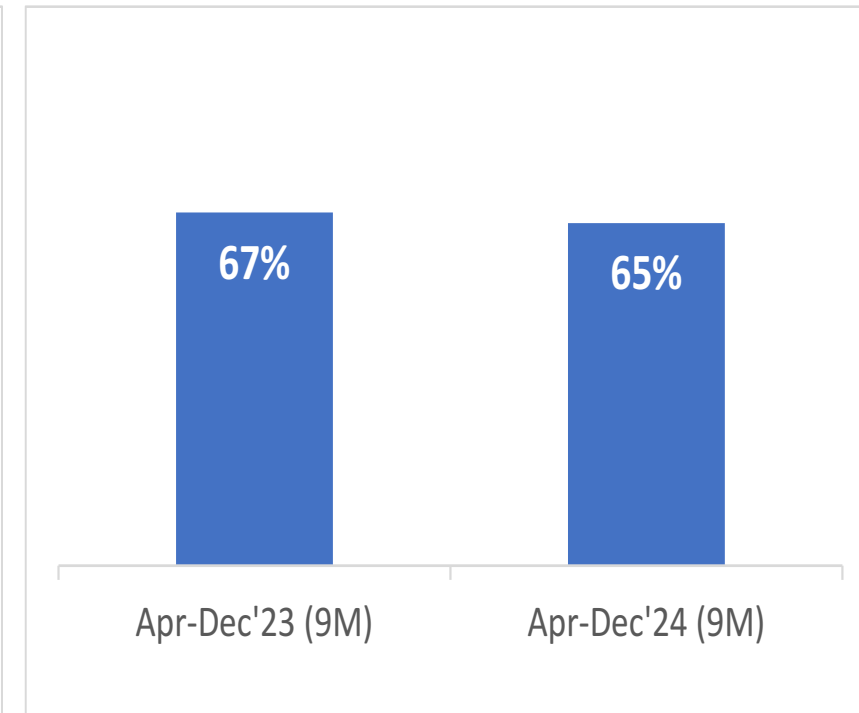
JKLC



UCWL



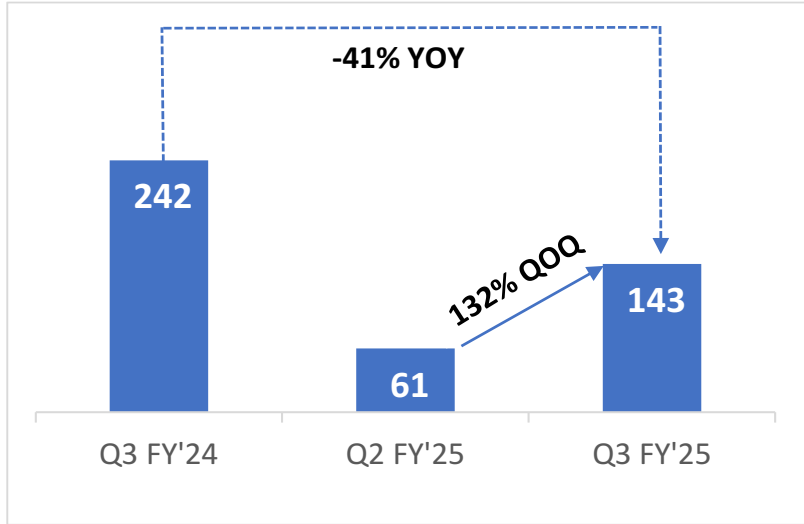
Consolidated



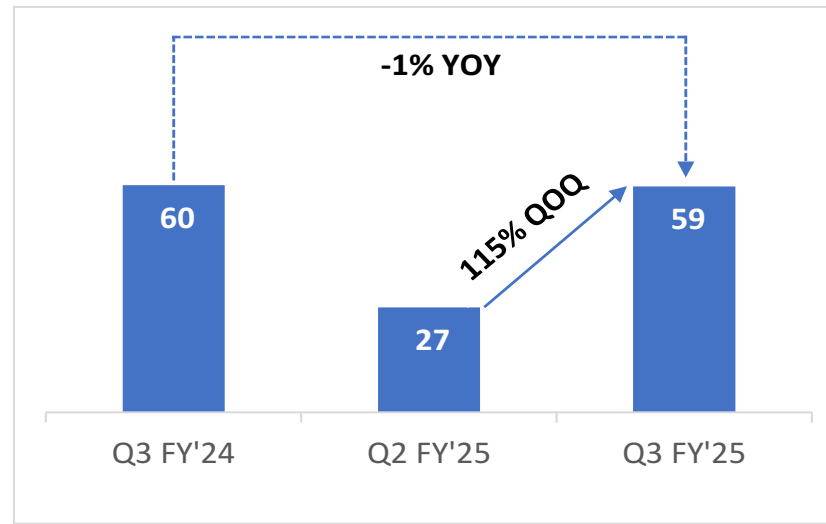
Profitability - Quarterly

EBIDTA* - ₹ in Crore

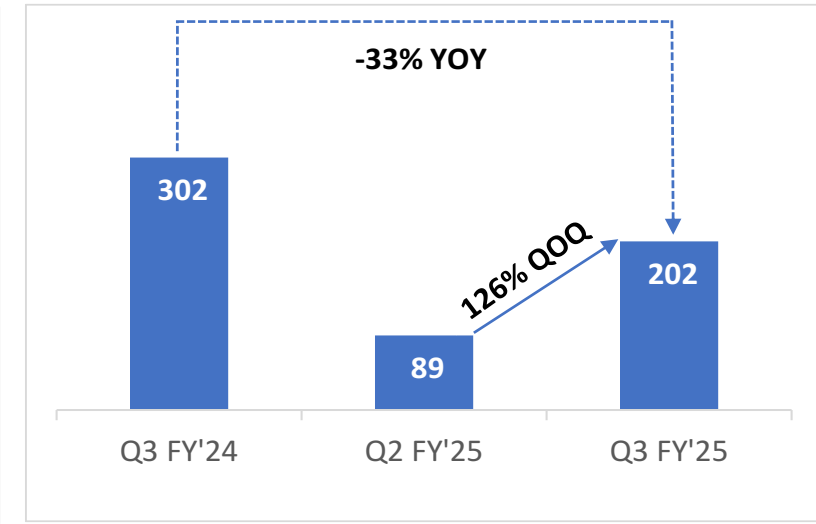
JKLC



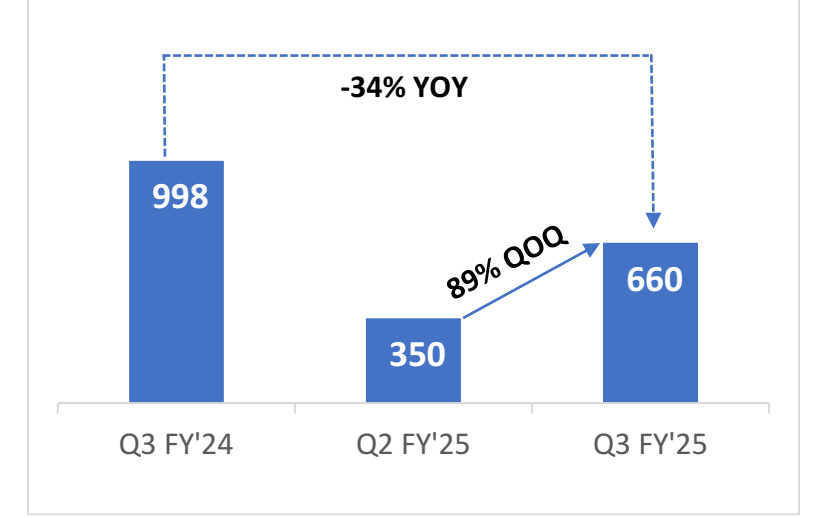
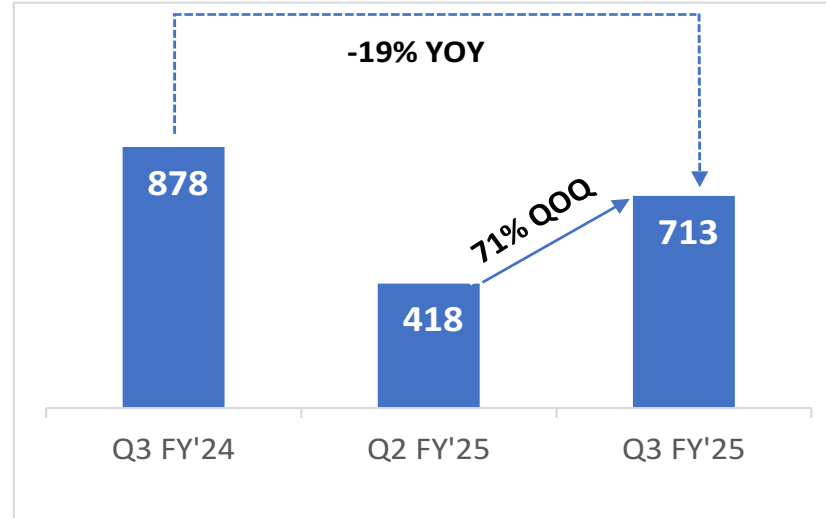
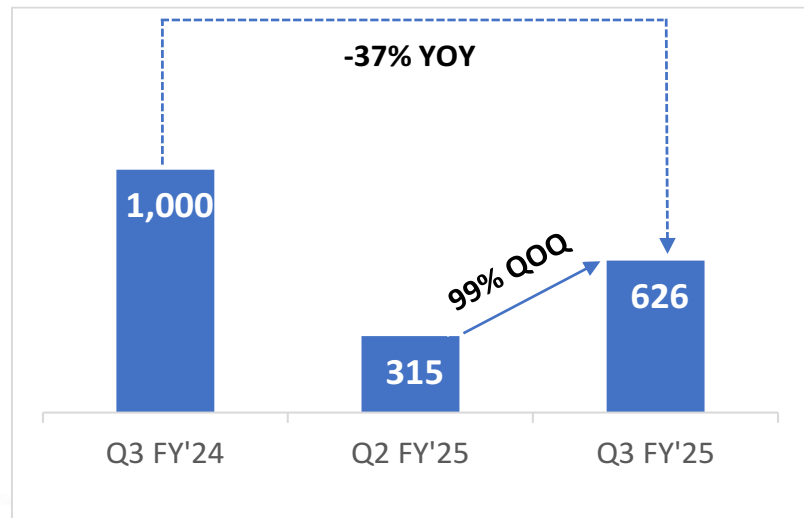
UCWL



Consolidated



EBIDTA* - ₹ / Ton



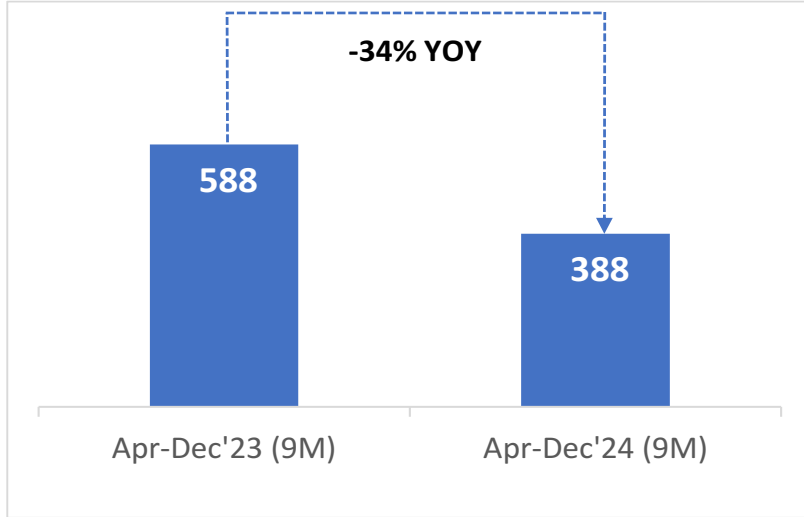
* EBIDTA ~ excluding Other Income

Profitability – (Nine Months ended 31.12.2024)

EBIDTA* - ₹ in Crore

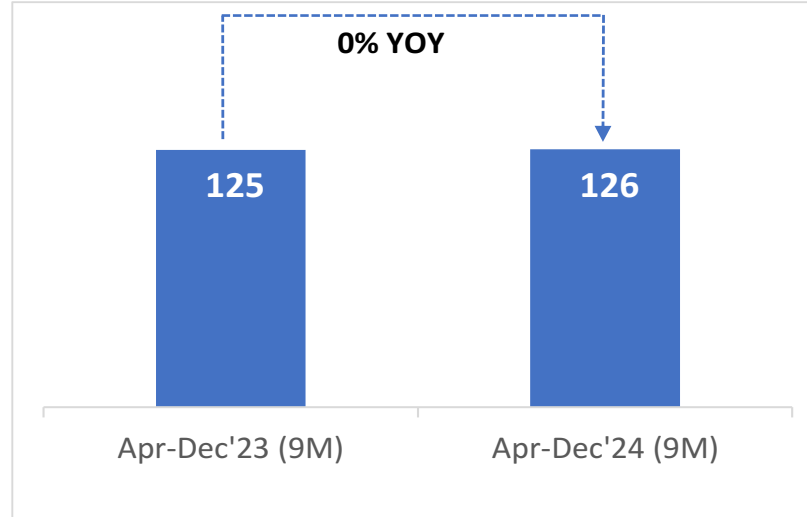
JKLC

-34% YOY



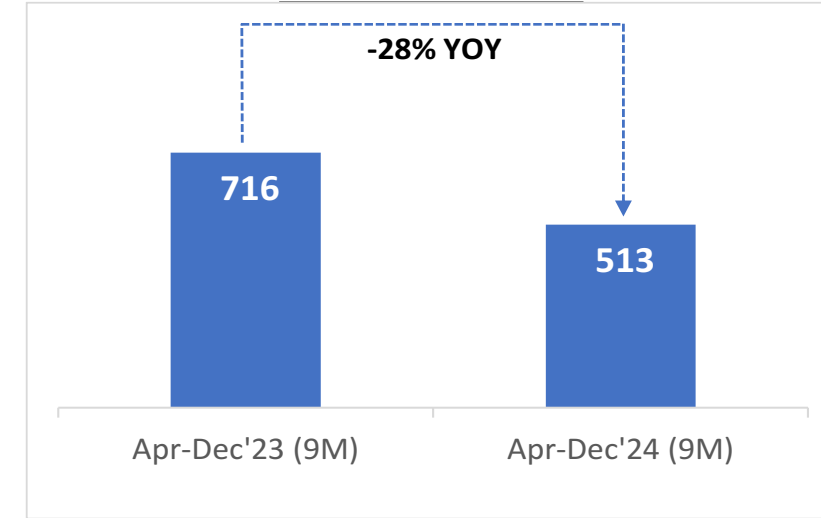
UCWL

0% YOY



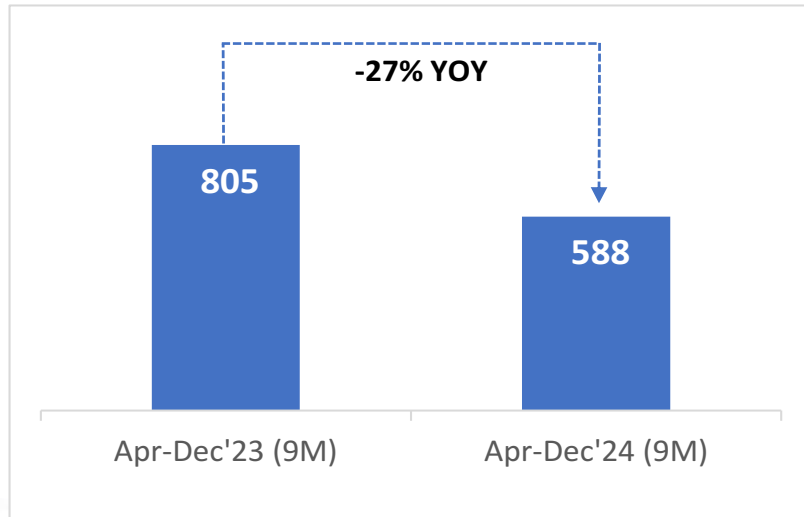
Consolidated

-28% YOY

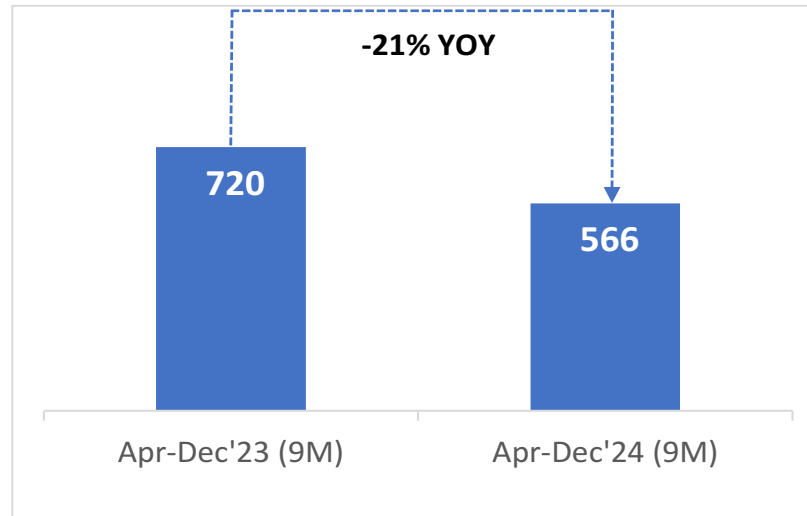


EBIDTA* - ₹ / Ton

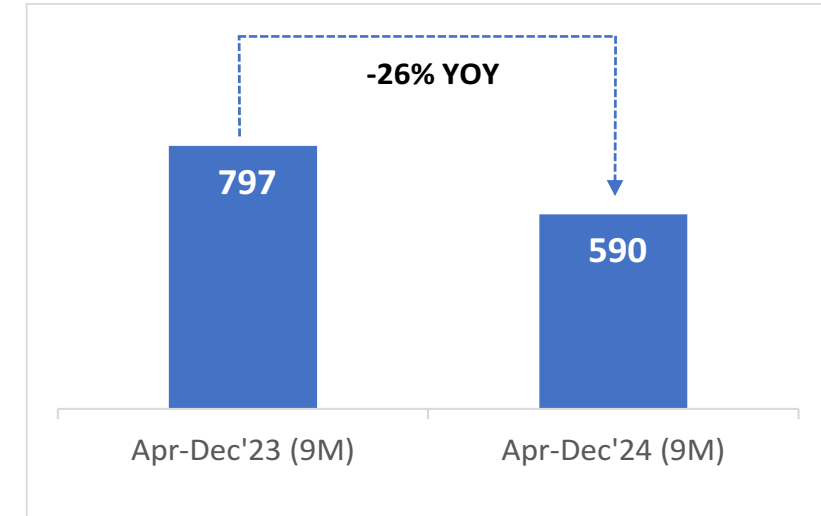
-27% YOY



-21% YOY



-26% YOY



* EBIDTA ~ excluding Other Income

S.No.	Particulars	Q3 FY 25	Q2 FY 25	Q3 FY 24	QOQ % Inc / Dec	YOY % Inc / Dec
1	Net Sales	1,373	1,141	1,586	20%	-13%
2	PBIDT	153	73	259	109%	-41%
3	PBDT	136	56	239	145%	-43%
4	PBT	85	6	188	1389%	-55%
5	PAT	60	8	124	691%	-52%
6	EPS	5.07	0.64	10.54	692%	-52%



S.No.	Particulars	Q3 FY 25	Q2 FY 25	Q3 FY 24	QOQ % Inc / Dec	YOY % Inc / Dec
1	Net Sales	369	294	300	26%	23%
2	PBIDT	61	28	60	114%	0%
3	PBDT	31	0	41	6598%	-23%
4	PBT	6	-25	35	-	-84%
5	PAT	4	-18	25	-	-85%
6	EPS	0.07	-0.33	0.45	-	-84%



S.No.	Particulars	Q3 FY 25	Q2 FY 25	Q3 FY 24	QOQ % Inc / Dec	YOY % Inc / Dec
1	Net Sales	1497	1234	1703	21%	-12%
2	PBIDT	211	98	319	116%	-34%
3	PBDT	165	55	280	203%	-41%
4	PBT	87	-29	223	-	-61%
5	PAT	60	-19	150	-	-60%
6	EPS	5.05	-1.19	12.21	-	-59%



S.No.	Particulars	Apr-Dec'24	Apr-Dec'23	YOY % Inc / Dec
1	Net Sales	3959	4672	-15%
2	PBIDT	503	634	-21%
3	PBDT	449	568	-21%
4	PBT	302	422	-29%
5	PAT	223	282	-21%
6	EPS	18.99	23.96	-21%



S.No.	Particulars	Apr-Dec'24	Apr-Dec'23	YOY % Inc / Dec
1	Net Sales	988	815	21%
2	PBIDT	129	126	2%
3	PBDT	43	83	-48%
4	PBT	-34	58	-158%
5	PAT	-25	42	-159%
6	EPS	-0.44	0.89	-149%



S.No.	Particulars	Apr-Dec'24	Apr-Dec'23	YOY % Inc / Dec
1	Net Sales	4295	5008	-14%
2	PBIDT	544	757	-28%
3	PBDT	407	652	-38%
4	PBT	176	482	-63%
5	PAT	109	326	-67%
6	EPS	9.83	26.75	-63%



S.No.	Particulars	FY 24	FY 23	YOY % Inc / Dec
1	Net Sales	6320	6071	4%
2	PBIDT	928	767	21%
3	PBDT	841	675	25%
4	PBT	646	481	34%
5	PAT	424	331	28%
6	EPS	36.06	28.11	28%



S.No.	Particulars	Apr-Mar'24	Apr-Mar'23	YOY % Inc / Dec
1	Net Sales	1164	1031	13%
2	PBIDT	197	135	46%
3	PBDT	129	87	47%
4	PBT	85	50	68%
5	PAT	61	36	71%
6	EPS	1.25	1.15	9%



S.No.	Particulars	FY 24	FY 23	YOY % Inc / Dec
1	Net Sales	6788	6452	5%
2	PBIDT	1120	896	25%
3	PBDT	970	763	27%
4	PBT	732	534	37%
5	PAT	488	369	32%
6	EPS	40.10	30.48	32%



Sl. No.	Particulars	As at	As at
		30.09.2024	31.03.2024
A	ASSETS		
(1)	Non-current Assets	4400	4334
(2)	Current Assets		
(a)	Current Assets	1110	1073
(b)	Cash and Cash Equivalent	285	501
		1395	1574
	TOTAL ASSETS	5795	5908
B	EQUITY AND LIABILITIES		
(1)	EQUITY (NET WORTH)	3191	3081
(2)	LIABILITIES		
(I)	Borrowings	694	709
(II)	Other Liabilities	1910	2118
	TOTAL EQUITY AND LIABILITIES	5795	5908

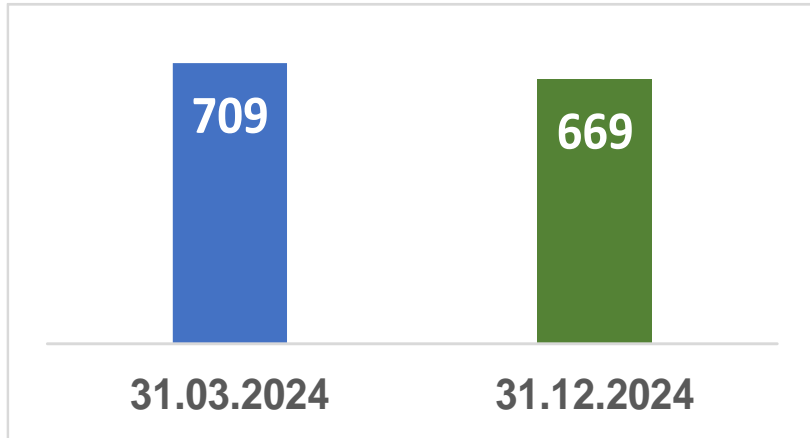
Sl. No.	Particulars	As at	As at
		30.09.2024	31.03.2024
A	ASSETS		
(1)	Non-current Assets	6093	5806
(2)	Current Assets		
(a)	Current Assets	1216	1202
(b)	Cash and Cash Equivalent	409	642
		1625	1844
	TOTAL ASSETS	7718	7650
B	EQUITY AND LIABILITIES		
(1)	EQUITY (NET WORTH)	3439	3357
(2)	LIABILITIES		
(I)	Borrowings	2199	2025
(II)	Other Liabilities	2080	2268
	TOTAL EQUITY AND LIABILITIES	7718	7650

Debt Profile

Standalone

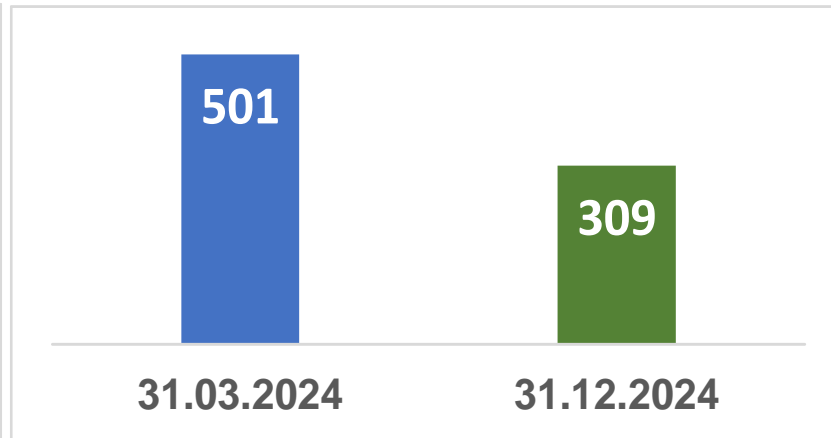
Gross Debt

₹ in Crore



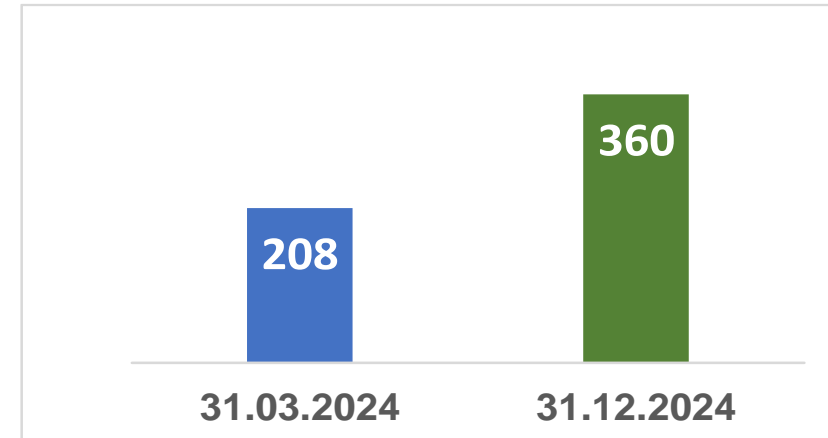
Cash

₹ in Crore



Net Debt

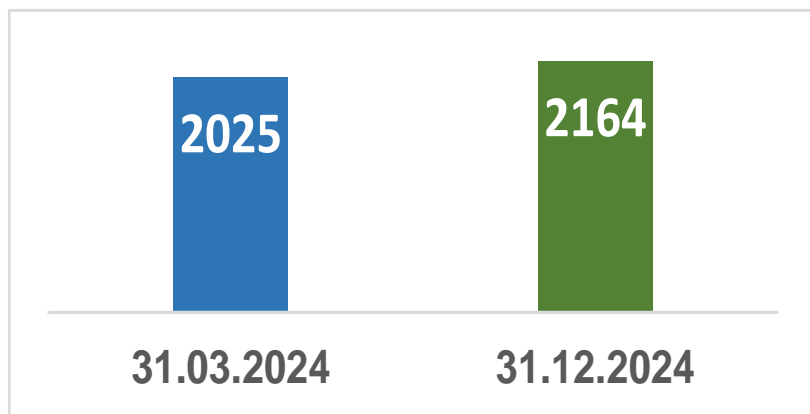
₹ in Crore



Consolidated

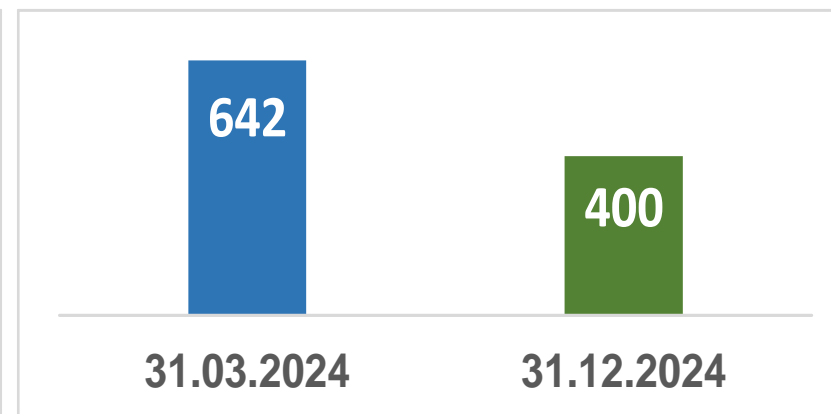
Gross Debt

₹ in Crore



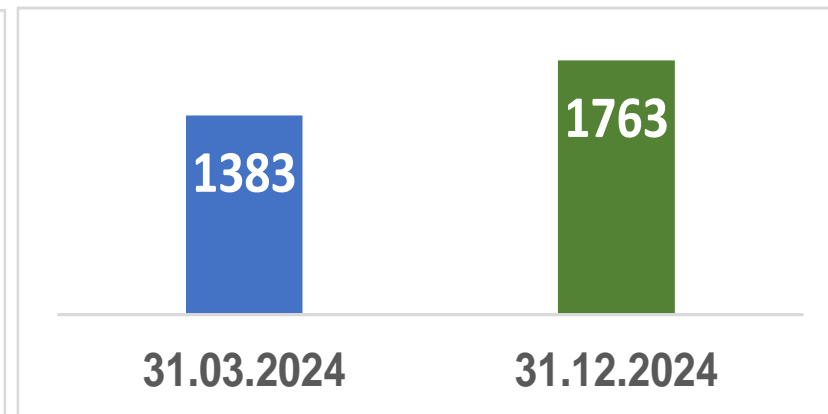
Cash

₹ in Crore



Net Debt

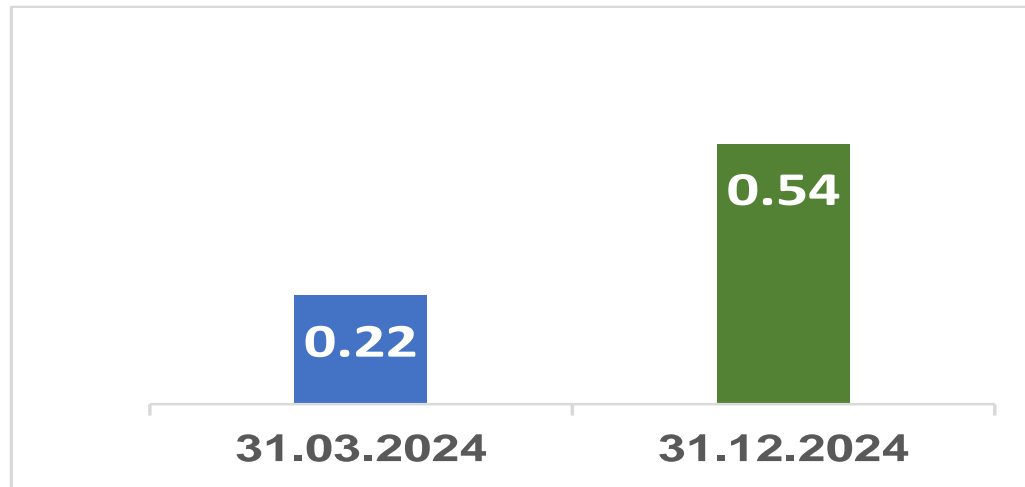
₹ in Crore



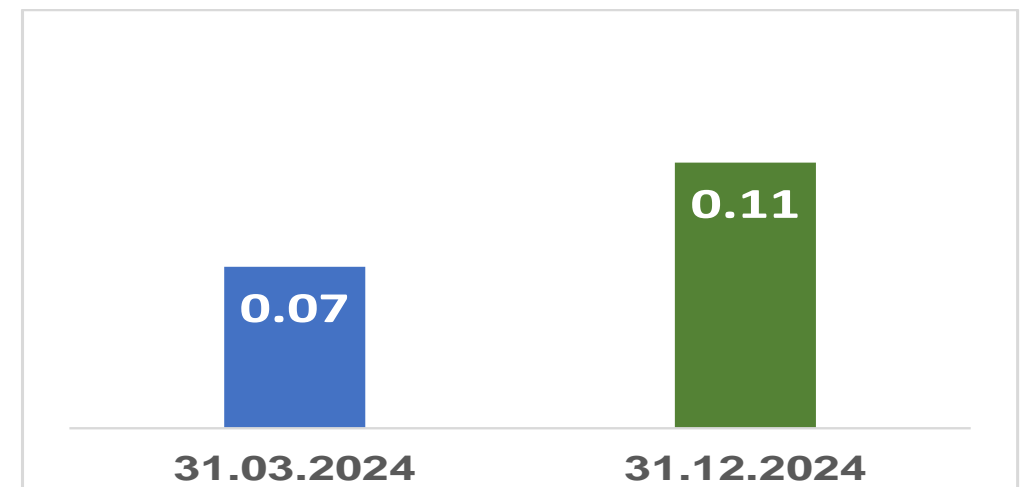
Standalone Debt Profile

Standalone

Net Debt/EBIDTA

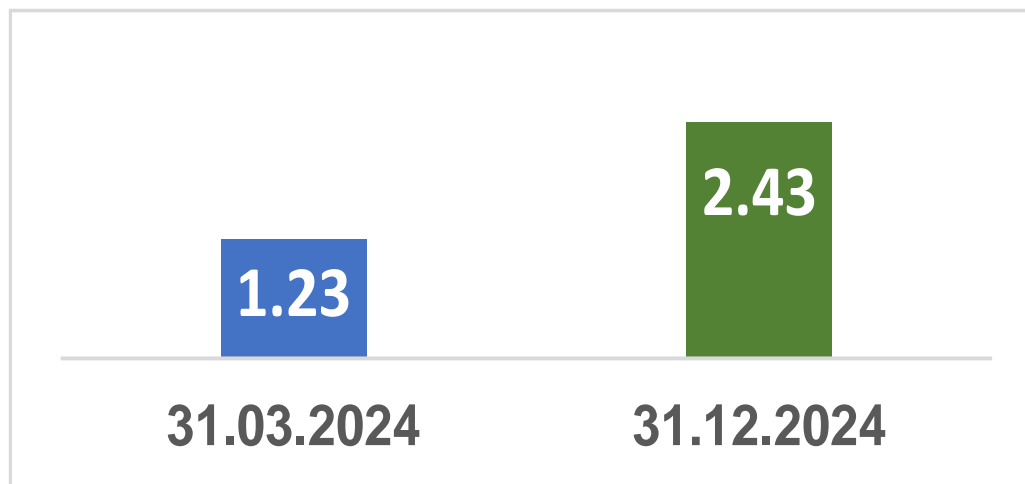


Net Debt/Equity

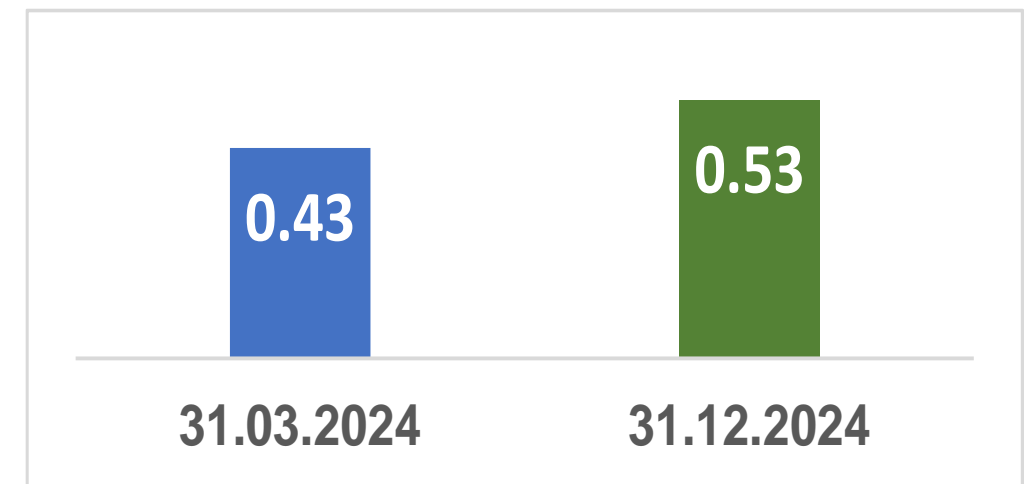


Consolidated

Net Debt/EBIDTA



Net Debt/Equity



**2.50 Mn. Ton
Expansion Project
at
UCWL**



Sl. No.	Particulars	Rs. Cr.
1	- Capacity - Clinker (Lac. Ton)	15.00
	- Capacity - Cement (Lac. Ton)	25.00
2	Project Cost	1650
3	Commissioned	March'24

Sl. No.	Financing of Project	Rs. Cr.
1	- Internal Accrual	100
	- Rights Issue	450
2	Term Loan	1100
3	Debt : Equity Ratio	2 : 1

Railway Siding at Durg

Sl. No.	Particulars	Rs. Cr.
1	Project Cost	325
2	Expected Commissioning Phase - I (Commissioned) Phase - II	Sept'24 March'26

Sl. No.	Financing of Project	Rs. Cr.
1	- Internal Accrual	100
2	Term Loan	225
3	Debt : Equity Ratio	2.25 : 1



**Surat Grinding
Unit - Expansion**

Sl. No.	Particulars	Rs. Cr.
1	- Capacity - Cement (Lac. Ton)	13.50
2	Project Cost	225
3	Expected Commissioning	March'25

Sl. No.	Financing of Project	Rs. Cr.
1	- Internal Accrual	75
2	Term Loan	150
3	Debt : Equity Ratio	2 : 1

Durg - Expansion

Sl. No.	Particulars	Rs. Cr.
1	- Capacity - Clinker (Lac. Ton) - Capacity - Cement (Lac. Ton)	23.00 46.00
2	Project Cost	2500
3	Expected Commissioning	March'27

Sl. No.	Financing of Project	Rs. Cr.
1	- Internal Accrual	750
2	Term Loan	1750
3	Debt : Equity Ratio	2.33 : 1

JKLC

Shareholding
Pattern

As on
31.12.2024

I	Promoters & Promoter Group	46.34%
II	FII's, MFs, Banks etc.	37.17%
III	Public	16.49%
	Total	100.00%
I	Total Share Capital (Rs. Cr.)	58.85
II	Total No. of Shares (Cr.) (Face Value Rs. 5/- each)	11.77



UCWL

Shareholding
Pattern

As on
31.12.2024

I	Promoters & Promoter Group	75.00%
II	FII's, MFs, Banks etc.	0.14%
III	Public	24.86%
	Total	100.00%
I	Total Share Capital (Rs. Cr.)	224.22
II	Total No. of Shares (Cr.) (Face Value Rs. 4/- each)	56.05

JKLC

Shareholder's Friendly
Initiatives

Consistent Dividend Payout Ratio

- 18% for FY 2024.
- 13% for FY 2023.
- 14% for FY 2022.
- 12% for FY 2021.
- 15% for FY 2020.
- 13% for FY 2019.
- 13% for FY 2018.
- 13% for FY 2017.
- 56% for FY 2016.
- 30% for FY 2015.
- 20% Average for last 10 Years

Corporate Social Responsibility



Our CSR Footprints & Population Coverage -

Directly Impacting more than 3.25 L people

- Rajasthan**
- Nagour
 - 2 Villages
 - 80,000 Population

- Rajasthan**
- Pindwara, Sirohi
 - 35 Villages & 53 hamlets
 - 80,000 Population

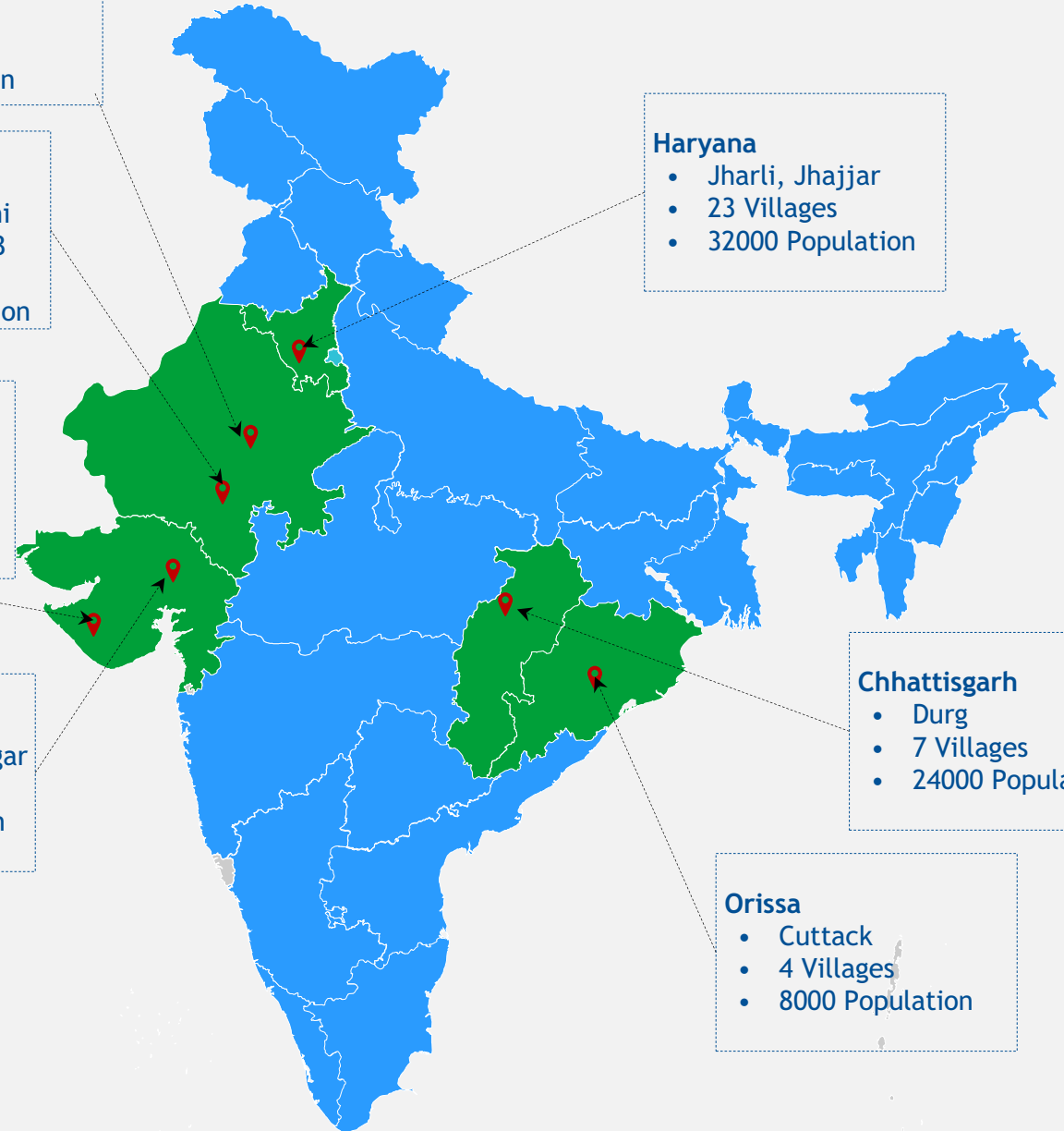
- Surat**
- 5 Villages
 - 12000 Population

- Gujarat**
- Kalol, Gandhinagar
 - 18 Villages
 - 60000 Population

- Haryana**
- Jharli, Jhajjar
 - 23 Villages
 - 32000 Population

- Chhattisgarh**
- Durg
 - 7 Villages
 - 24000 Population

- Orissa**
- Cuttack
 - 4 Villages
 - 8000 Population



CSR Vision

To be an environmentally & socially conscious corporate citizen, harmoniously coexisting with its empowered and prosperous communities and delivering unparalleled experience for its stakeholders for a sustainable and shared future.

Objective

To strengthen community relationship and to bring sustainable change in quality of life of neighborhood community through innovative solutions in Health, Education, Livelihoods and Rural Development.

Health, Water & Sanitation




Education



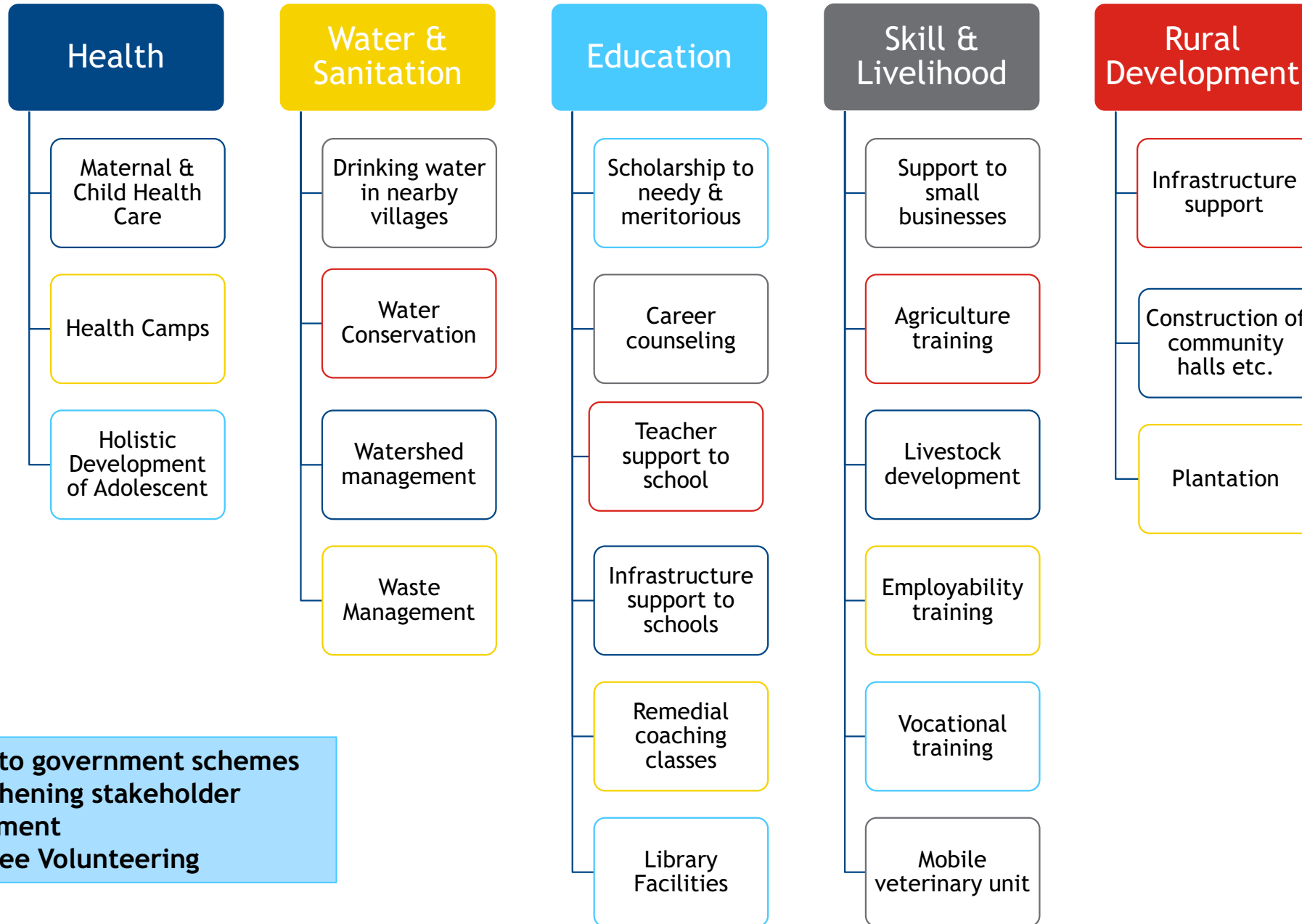
Livelihood & Skill Development



Rural Development



Major CSR Activities being implemented



- Access to government schemes
- Strengthening stakeholder engagement
- Employee Volunteering

JK Lakshmi Arogya Project



Doorstep Health Services

Providing diagnosis, treatment facility to benefit 38,000 patients through 1000 Camps on annual basis



Reduction in Infant Mortality Rate

Naya Savera Project at Pindwara Block of Sirohi has been able to reduce the IMR substantially in the project villages.



Coverage of Institutional Delivery

Institutional Delivery has reached up to 87% in tribal dominated Sirohi (Rajasthan) CSR project villages.



Awareness on Adolescent Health

Creating Awareness on various issues of Adolescent through 250+ sessions annually covering 6,800 adolescents



Staple Food Kit for MDR-TB Patients

Providing WHO recommended 500+ food kits vulnerable Multi Drug Resistant (MDR)-TB patient at Surat and Kalol.



JK Lakshmi Vidya Project



Preparing students for JNV Entrance Exam for better education

JKLC is conducting JNV Entrance Exam Preparation Classes to 250+ students every year



Career Counselling for right career

Organized Career Counselling Sessions for 7000+ students across by experts to facilitate in shaping their career in right direction.



Scholarship to Needy and Meritorious Students

Company provides Scholarship to needy meritorious students from poor families. Annually 600 students are being supported.



Preparation of Competitive Exams

Coaching Classes are being organized for various exams i.e. ITI, Polytechnic, NEET, Nursing, B. Ed. Etc.



Developing Learning Environment through Infrastructure Support

Providing need-based infrastructure support like tin-shed, digital classroom, furniture, toilet construction etc.



JK Lakshmi Aajivika Project



Training on Advanced and Improved Agri Practices

Provided training and awareness on improved farming practices to more than 2500 farmers



Need Based Input Support

Supported for good quality seeds, fertilizers, vermi-compost beds, Agri equipment to more than 500 farmers.



Capacity Building for Improved Livestock Rearing

Around 6000 Livestock rearers on annual basis are provided awareness, training for advanced livestock rearing practices.



Doorstep Treatment Service

25,000 cattle were provided doorstep treatment through Mobile Veterinary Van.



Promotion of Small Business

More than 250+ progressive and enthusiastic youths were supported for small business promotion to set-up their own enterprise for livelihood.



JK Lakshmi Kaushal Prashikshan Project



Employability and Job Readiness Training

500+ youths are trained in Job Readiness, Employability Skills and around 300 youths offered Job opportunity in big companies.



Computer and IT Skill Training

More than 1200 youths are trained in Computer Literacy Skills making them future ready for emerging technologies.



MadhuBani Painting Training

Around 200+ women are trained in unique Madhu bani Painting Skills which has provided employment to 45+ women at their village and earning Rs. 10,000 PM.



Portfolio-based Skill Training

Market linked, sector specific skill trainings are organized to around more than 8000 youths on employability, stitching training, beautician, car driving, electrical skills etc.



Entrepreneurship Development Training

Around 150 women have been trained in Entrepreneurship Development Program and supported in setting up of their self enterprise.



JK Lakshmi Swajal and Swachhta Project



Watershed Development Program

Renovated 5 anicuts, check dams, ponds with storage capacity of 15,600 cum to conserve rainwater for community use.



Pond Rejuvenation for Water Conservation

Desilting and deepening ponds for water conservation and domestic water use.



Provision of Drinking Water in Summers

Providing drinking water tanks during summers at villages facing challenges through tankers.



Installation of Water Huts in Summer

Establishing 9-10 water huts every year in summers to provide clean drinking water to the around 30,000 passerby.



Renovation of Community Water Tanks

Need based repairing and renovation work of Community Water Tanks to available clean drinking water.



JK Lakshmi Gramin Vikas Project



Renovation of Community Facilities

JKLC is supporting in renovations of community infrastructures as part of Stakeholder Management.



Plantation Drive

Every year, more than 10,000 plants are planed across locations in rainy seasons.



Youth Engagement Program

Supporting youth engagement program like cricket tournament, sporting activities.



Installation of Road Lights

Solar Street Lights are installed for community benefit.



Linkage with Govt Schemes

Facilitating more than 3000 families in Linkage with various Social Security Schemes through awareness and supporting in documents preparation.



Shripati Singhania Skill Center- JKPuram, Sirohi



Ideal Place for Learning and Job Preparation

Peaceful learning and job preparation environment for 50+ youths with facility of high-speed internet, books and online classes etc.



Employability and Job Readiness Training

Making Youths ready and capable for Job through Computer and Commination Skills training with Placement Support.



Boot Camp for Advance Computer and IT Skill

Training of Advance Computer and IT Skills with Placement Opportubity for youths under Employee Volunteering.



Youth Empowerment and Incubation Hub

Facilitating aspiring youths in ideation, making business plan and establishing their own Business with seed capital support.



Vocational skill facility for different sub-groups

Organizing variety of need based skill program Stitching, Art and Craft, Agriculture development and Livestock rearing.



JKLC CSR has been recognized through multiple awards



JKLC received National CSR Impact Awards 2024 “Most Impactful CSR Practices in Various Sectors” by EU Media



JKLC received award for “Best Industry for Innovations in CSR Practices” by UBS Forum



JKLC- Cuttack Unit received Odisha CSR & Leadership Award 2024 by Odisha CSR Forum for Education Category



Way Forward - JKLC

- **The Board of Directors of the Company, at their Meeting held on 31st July 2024, have approved a Composite Scheme of Amalgamation and Arrangement (The Scheme) for amalgamation of the 3 Subsidiary Companies, viz Udaipur Cement Works Ltd, Hansdeep Industries & Trading Company Ltd & Hidrive Developers and Industries Private Ltd into & with the Company w.e.f. the Appointed Date of 1st April 2024 subject to the requisite Statutory & Regulatory Approvals, as applicable.**
- **Project for Capacity Expansion of 2.50 Mn. Ton at UCWL was commissioned in March'2024.**
- **The Company has taken-up for implementation setting up of additional Cement Grinding Unit of 1.35 Million Tonnes Per Annum at its existing Surat Grinding Unit.**



Way Forward - JKLC

- **The Company is expanding the Clinker Capacity at its integrated Cement Plant at Durg in Chhattisgarh by putting up an Additional Clinker Line of 2.3 Million Tonnes Per Annum & Four Cement Grinding Units aggregating to 4.6 Million Tonnes Per Annum at Durg in Chhattisgarh and also Three Split Location Cement Grinding Units with aggregate Cement Grinding Capacity of 3.4 Million Tonnes Per Annum at Prayagraj in Uttar Pradesh, Madhubani in Bihar & Patratu in Jharkhand.**
- **The Company is foraying in North Eastern Market of India for setting up a Clinkerisation Unit of 1 Mn.MT and Cement Grinding Unit of 1.5 Mn. MT through Greenfield Expansion in the State of Assam.**
- **The Company has deep penetration in rural markets.**



Way Forward - JKLC

- Short Term rating continues at **A1+ (highest possible rating) (CRISIL & CARE).**
- Long Term rating is 'AA' by CRISIL and CARE.
- Efficiency Parameters amongst best in Industry.
- One of the Least Cost Producer of Cement in Industry.
- Key Financial Ratios well within accepted Norms.
- Has Become a PAN India Player (Barring South) with a Capacity of 17 Mn.
- Plans ready to cross 30 Mn. MT by FY'30.





Thank you

Registered Office : Jaykaypuram, Distt. : Sirohi - 307019, Rajasthan

Website : www.jklakshmicement.com

E-mail id : Lakshmi_cement@lc.jkmail.com

